



UNITED STATES DEPARTMENT OF COMMERCE
Secretary of Commerce
Washington, D.C. 20230

February 3, 2022

The Honorable Kamala Harris
President of the Senate
United States Senate
Washington, DC 20510

Dear Madam President:

I am pleased to submit the enclosed annual report on the activities of the U.S. Economic Development Administration (EDA), U.S. Department of Commerce, for FY 2020, in compliance with Section 603 of the Public Works and Economic Development Act of 1965, as amended (42 U.S.C. § 3213).

The report is designed to be a web-based resource. An interactive map allows readers to quickly retrieve the FY 2020 summary and case studies of investments in any given state or territory. With just one click, communities can see the projects EDA has undertaken with local partners in their region and around the country. To review the online version, please visit eda.gov/annual-reports/.

Sincerely,

A handwritten signature in blue ink, reading "Gina Raimondo".

Gina M. Raimondo

Enclosure



UNITED STATES DEPARTMENT OF COMMERCE
Secretary of Commerce
Washington, D.C. 20230

February 3, 2022

The Honorable Nancy Pelosi
Speaker of the House of Representatives
U.S. House of Representatives
Washington, DC 20515

Dear Madam Speaker:

I am pleased to submit the enclosed annual report on the activities of the U.S. Economic Development Administration (EDA), U.S. Department of Commerce, for FY 2020, in compliance with Section 603 of the Public Works and Economic Development Act of 1965, as amended (42 U.S.C. § 3213).

The report is designed to be a web-based resource. An interactive map allows readers to quickly retrieve the FY 2020 summary and case studies of investments in any given state or territory. With just one click, communities can see the projects EDA has undertaken with local partners in their region and around the country. To review the online version, please visit eda.gov/annual-reports/.

Sincerely,

A handwritten signature in blue ink that reads "Gina Raimondo".

Gina M. Raimondo

Enclosure

Statement from Assistant Secretary Alejandra Y. Castillo

I am honored to report to Congress the accomplishments of the U.S. Department of Commerce, Economic Development Administration (EDA) for Fiscal Year (FY) 2020.

Fiscal Year 2020 was a year of unprecedented challenges for the American people and for the world. The coronavirus pandemic affected all of us in ways we never imagined, bringing every aspect of our lives to a halt. Our families, our careers, and our economy were all impacted.

As the only federal government agency focused exclusively on economic development, EDA was well positioned to help our communities prevent, prepare for, and respond to the coronavirus pandemic. We are thankful to Congress for allocating \$1.5 billion in CARES Act supplemental appropriations to EDA to help our communities address this unprecedented emergency.

Vitaly, EDA was able to move more than \$1 billion in CARES Act funding into communities prior to the one-year anniversary of enactment of the CARES Act.

The Biden-Harris Administration is continuing to respond to the needs of the nation, and EDA has received an additional \$3 billion in appropriations through the president's American Recovery Plan and we will continue to work tirelessly to support America's economic recovery from COVID-19, helping it to build back better

In addition to our work around the pandemic, EDA also continued to make great strides in supporting communities impacted by natural disasters in FY 2018 and FY 2019 through the supplemental appropriations we received from Congress.

EDA also continued to support transformative community-led economic development strategies through our core Public Works and Economic Adjustment Assistance (PWEAA) programs in 2020. These investments support construction, non-construction, revolving loan funds and other projects in distressed communities, including those impacted by changes within an industry, such as those reliant on coal production.

Although 2020 was a difficult year for all, the men and women of EDA remained committed to ensuring America's economic prosperity. I'm proud and honored to have served alongside so many talented individuals working to help our communities create economic opportunity.

Alejandra Y. Castillo

Alejandra Y. Castillo
Assistant Secretary of Commerce
for Economic Development

Economic Development Administration

FY 2020 ANNUAL REPORT





ABOUT THIS REPORT

The report is designed to be a web-based resource. An interactive map allows readers to quickly retrieve the FY 2020 summary and case studies of investments in any given state or territory. With just one click, communities can see the projects EDA has undertaken with local partners in their region and around the country. I have attached a copy of the report for your convenience. To review the online version, please visit eda.gov/annual-reports/.





EDA'S MISSION AND ROLE

The mission of the Economic Development Administration (EDA) is to lead the federal economic development agenda by promoting innovation and competitiveness, preparing American regions for growth and success in the worldwide economy. EDA is **the only** federal government agency **focused exclusively** on economic development, and it plays a critical role in facilitating regional economic development efforts in communities across the nation.

Guided by the basic principle that **sustainable** economic development should be **locally-driven**, EDA works directly with communities and regions to help them **build the capacity for economic development** based on local business conditions and needs. EDA's grant investments in **planning, technical assistance, and infrastructure construction** are designed to **leverage existing regional assets** to support the implementation of economic development strategies that make it easier for businesses to start and grow. EDA's flexible programs and structure enable **nimble operations** and allow for **innovation and responsiveness** to changing economic needs and conditions faced by its local and state government partners.





INVESTMENT PRIORITIES



Equity



Recovery & Resilience



Workforce Development



Manufacturing



Technology-Based Economic Development



Environmentally-Sustainable Development



Exports & Foreign Direct Investment





INVESTMENT PROGRAMS



Public Works

Empowering distressed communities to revitalize, expand, and upgrade their physical infrastructure.



Economic Adjustment

Supporting communities dealing with serious structural change to their underlying economic base, including Assistance to Coal Communities and assistance to Nuclear Closure Communities.



Planning

Aiding local organizations, including Native American tribes, with short-term planning efforts.



Build to Scale

Furthering technology-based economic development initiatives through three grant competitions.



Trade Adjustment Assistance

Strengthening the competitiveness of American companies that have lost domestic sales and employment because of increased imports.



Research and National Technical Assistance

Promoting competitiveness and innovation in distressed rural and urban regions.



University Centers

Making university resources available to the economic development community.



Local Technical Assistance

Helping local leaders in distressed areas make the best economic development decisions.



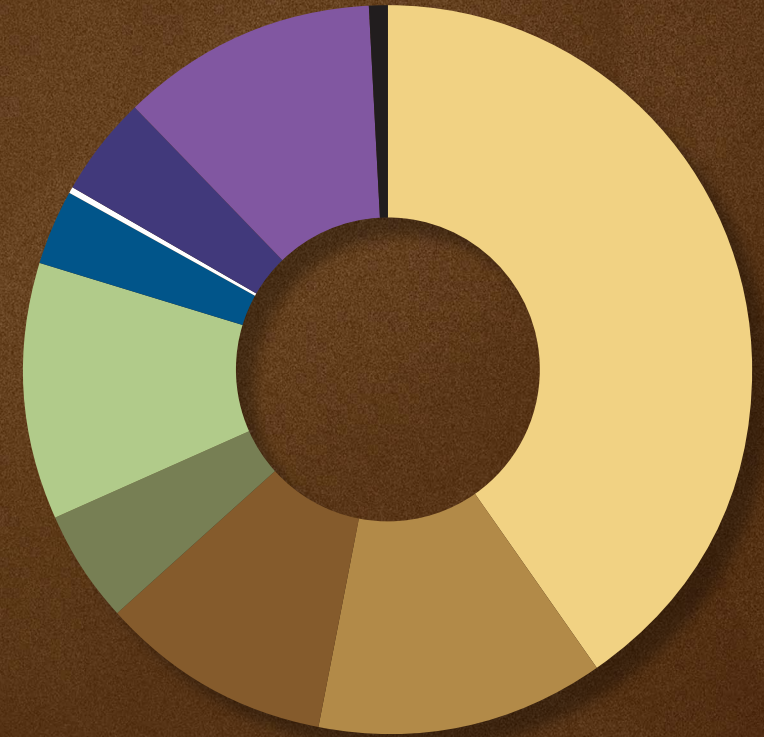
STEM Talent Challenge

Building STEM talent training systems to strengthen regional innovation economies



STATEMENT OF APPROPRIATIONS FOR FY 2020 *(THOUSANDS)*

EDA Program	Appropriations <i>(in thousands)</i>
Public Works	\$118,500
Economic Adjustment Assistance	\$37,000
Assistance to Coal Communities	\$30,000
Assistance to Nuclear Closure Communities	\$15,000
Partnership Planning	\$33,000
Technical Assistance	\$9,500
Research and Evaluation	\$1,500
Trade Adjustment Assistance	\$13,000
Regional Innovation Program (Build to Scale)	\$33,000
STEM Apprenticeships	\$2,000
TOTAL	\$292,500





PRIVATE SECTOR INVESTMENT GOALS

Section 603(b)(2) of the Public Works and Economic Development Act of 1965, as amended, requires EDA to include in its Annual Report to Congress a discussion of private sector leveraging goals set for investments awarded to (a) rural* and urban economically distressed areas; and (b) highly distressed areas.**

* Rural includes investments made in Indian tribes.

** For an area to qualify as being highly distressed, one of the following criteria must be met: (a) having a 24-month unemployment rate of at least 200 percent of the national average, (b) having a per capita income not more than 60 percent of the national average, or (c) experiencing a catastrophic disaster.

Note: U.S. Department of Defense reimbursable investments and disaster supplemental investments are not included in these calculations.






PRIVATE SECTOR INVESTMENT GOALS *(continued)*

The following information is provided to respond to those requirements:


- (a) In FY 2020, EDA invested 64% percent of its PWEAA funds, including Revolving Loan Funds, in rural areas which recipients expect will leverage over \$1.8 billion in private investment; 36% percent of the funds were invested in urban areas which grantees expect will leverage close to \$309.4 million in private investment.
- (b) In FY 2020, EDA invested 57.2% of its PWEAA funds, including RLFs, in highly distressed areas, which, according to recipient estimates, are projected to generate over \$1 billion in private investment.





NOTES

- The data presented in this report represent the official grant data for awards (organized by applicant state) made by EDA in FY 2020. EDA has verified the data through a reconciliation process, conducted annually, between EDA's grant management systems and the Department of Commerce's accounting system. As such, any previously provided information regarding EDA awards made in FY 2020 should be viewed as a snapshot of the data available at the time of the data request and are subject to any changes, corrections, or updates as reflected within this report. This includes, but is not limited to, revisions to the number, dollar amount, program classification and estimated impacts of specific grant awards.
- Projects described within individual state entries are provided as illustrative examples. No project preference should be inferred from these examples. EDA uses this report to demonstrate the breadth and diversity of EDA programs and the projects which it funds.
- EDA did not have any investments in FY 2020 to Guam, the Republic of Palau, or the Republic of the Marshall Islands.





ALABAMA

Recipient: The University of West Alabama

Title of Project: Port of Epes Industrial Park Infrastructure Improvements

Project Location: Livingston/Sumter County

EDA Investment: \$1,731,900

Local Match and Other Funding Sources: \$540,000

Brief Project Summary: Enviva, a wood pellet producer, has a port slip that connects the site to the Tennessee-Tombigbee Waterway at the Port of Epes Industrial Park in Sumter County, Alabama, a designated Opportunity Zone. The slip is only 18 inches deep at the mouth, but Enviva needs the slip to be at least 10 feet deep to accommodate its barging operations. This EDA investment funds construction of dredge basins and the removal of silt, sand, and sediment to reach an elevation of 63 feet above mean sea level, which will allow barge traffic to flow within the transport frontage slip. The project is estimated to create 85 new jobs, generate \$175 million in private investment, and help Enviva produce approximately 600,000 metric tons per year of wood pellets for export to Europe and Asia as a fuel source. At full production, the operation will process approximately 1.3 million tons per year of pulpwood, sawmill residues, and logging slash as raw material. All finished products will be transported to the Gulf Coast Port of Pascagoula, Mississippi.





ALASKA

Recipient: Aleut Community Saint Paul Island Tribal Government

Title of Project: Marine Service, Repair and Supply Center

Project Location: Saint Paul/Aleutians West County

EDA Investment: \$3,150,000

Local Match and Other Funding Sources: \$0

Brief Project Summary: Saint Paul's economy is based on commercial fishing and seafood processing. Crab and halibut harvesting and processing is the most important economic sector in the community. The fishing industry requires the ability to service vessels and a facility is needed to provide this service. Presently the services are conducted in the open environment. This EDA investment helps expand commercial fishery opportunities and benefits the local fishing fleets and the seafood industry by building a vessel repair and marine supply store facility. The overall project is estimated to create 73 jobs, retain 135 jobs, and generate \$22.6 million in private investment. The project is expected to help expand the commercial fishing fleet to other types of aquatic species allowing for more exports and industry expansion throughout the region.





AMERICAN SAMOA

Recipient: American Samoa Shipyard Services Authority

Title of Project: Shipyard Equipment and Machinery Purchase

Project Location: Pago Pago/Eastern County

EDA Investment: \$1,532,349

Local Match and Other Funding Sources: \$0

Brief Project Summary: To fill the critical need for disaster recovery in the wake of 2018 Tropical Storm Gita, in Pago Pago, American Samoa, a designated Opportunity Zone, the American Samoa Department of Commerce established a plan to update their location, also known as the Ronald Reagan Shipyard and Services Authority. The plan called for an infrastructure upgrade and a workforce development program to start operations in the area. This EDA investment supports the acquisition of equipment, machinery, and tools needed to modernize a facility, which will increase shipyard service capacity and enable higher-quality services to maintenance customers. The project is expected to train 75 new employees annually, help promote resiliency, mitigate the effects of natural disasters, and strengthen the regional economy.





ARKANSAS

Recipient: City of Fayetteville

Title of Project: Commerce District Industrial Corridor

Project Location: Fayetteville/Washington County

EDA Investment: \$2,000,000

Local Match and Other Funding Sources: \$500,000

Brief Project Summary: Fayetteville has a long history of success with major manufacturers in the toolmaking, food production, pharmaceutical, and automotive industries. This EDA investment provides critical infrastructure necessary to support expansion efforts of area manufacturers and businesses in the Commerce District corridor by constructing a 2,600-foot street extension to connect South Industrial Drive and South City Lake Road, which will provide access to approximately 47 acres of city-owned land and allow the development of five parcels. The project is expected to create 350 new jobs and leverage \$10 million in private sector investment.





ARIZONA

Recipient: PPEP Microbusiness and Housing Development Corporation

Title of Project: Revolving Loan Fund

Project Location: Tucson/Pima County

EDA Investment: \$1,188,000

Local Match and Other Funding Sources: \$0

Brief Project Summary: To help address the economic development needs of small businesses and entrepreneurs adversely affected by the COVID-19 pandemic, this EDA investment capitalizes a \$1,080,000 Revolving Loan Fund (RLF) to borrowers in the counties of Cochise, Gila, Graham, Greenlee, La Paz, Maricopa, Pima, Pinal, Santa Cruz, and Yuma. This EDA investment also provides \$108,000 to defray the cost of administering the RLF. The project has created 20 jobs during the initial round of lending and is expected to continue alleviating the sudden and severe economic dislocation caused by the pandemic, provide permanent resources to support economic resiliency, and further the long-term economic adjustment objectives of the region.





CALIFORNIA

Recipient: Cal Poly Corporation


Title of Project: Cal Poly Technology Park Construction and Expansion Project

Project Location: San Luis Obispo/San Luis Obispo County

EDA Investment: \$6,745,200

Local Match and Other Funding Sources: \$4,427,800

Brief Project Summary: To help fill the critical need for capacity in the area, increase the region's ability to respond to economic disruptions, and create new industries and jobs while increasing economic resilience of the region, this EDA investment builds a new building in the Cal Poly Technology Park on the campus of the California Polytechnic State University in San Luis Obispo. The project will add an accelerator/incubator, a co-working space, a wet/dry lab, and workforce development and meeting spaces to the Park. The project is expected to create 150 jobs and leverage \$20 million in private investment.





COLORADO

Recipient: Regents of the University of Colorado

Title of Project: Renovation of the National Cybersecurity Center for Cybersecurity Training

Project Location: Colorado Springs/El Paso County

EDA Investment: \$2,750,000

Local Match and Other Funding Sources: \$2,750,000

Brief Project Summary: The region has identified cybersecurity as an ecosystem with high growth potential in the area. To help address this opportunity EDA is investing in the expansion and renovation of the University of Colorado Cybersecurity Building to support a pipeline of well-trained cybersecurity professions through cybersecurity degree programs and growth of new cybersecurity business. The building will also include space for the Space Information Sharing and Analysis Center (ISAC). The project is expected to create 360 jobs and generate \$9.35 million in private investment.





CONNECTICUT

Recipient: Community Investment Corporation

Title of Project: CARES Act Revolving Loan Fund

Project Location: Hamden/New Haven County

EDA Investment: \$3,465,000

Local Match and Other Funding Sources: \$0

Brief Project Summary: To help address the economic development needs of small businesses and entrepreneurs adversely affected by the COVID-19 pandemic, this EDA investment capitalizes a \$3,150,000 Revolving Loan Fund (RLF) for lending to borrowers in the counties of New Haven, Litchfield, Fairfield, and Hartford. This EDA investment also provides \$315,000 to defray the cost of administering the RLF. As of June 7, the project has made a total of five loans, ranging from \$75,000 to \$339,000, attesting to the immediate and real needs of small businesses in the area. The project is expected to continue supporting economic resiliency and furthering the long-term economic adjustment objectives of the region.





DELAWARE

Recipient: True Access Capital Corporation


Title of Project: Delaware Revolving Loan Fund

Project Location: Wilmington/New Castle County

EDA Investment: \$1,199,000

Local Match and Other Funding Sources: \$0

Brief Project Summary: To help address the economic development needs of small businesses and entrepreneurs adversely affected by the COVID-19 pandemic, this EDA investment capitalizes a \$1,090,000 Revolving Loan Fund (RLF) to lend to borrowers in the entire State of Delaware. This EDA investment also provides \$109,000 to defray the cost of administering the RLF. The project is expected to provide financial resources and access to capital to rural as well as urban communities and main street commercial corridors that were severely impacted by mandatory shut-down under the Public Health State of Emergency and Presidential Disaster Declaration, and will provide permanent resources to support long term economic resiliency throughout the region.





DISTRICT OF COLUMBIA

Recipient: Halcyon House


Title of Project: Halcyon Opportunity Intensives

Project Location: Washington, DC

EDA Investment: \$1,472,212.50

Local Match and Other Funding Sources: \$1,783,850

Brief Project Summary: To support startup creation, innovation, and commercialization in the area, this EDA investment funds the Halcyon Opportunity Intensives, to establish an incubator to source and fund the most promising social entrepreneurs, and thereby help them take their tech or tech-enabled products to market. The project is expected to further support entrepreneurial business enterprises and drive economic growth throughout the region.





FEDERATED STATES OF MICRONESIA

Recipient: Housing and Rural Development Authority


Title of Project: Revolving Loan Fund

Project Location: Kosrae/Tofol Village

EDA Investment: \$400,000

Local Match and Other Funding Sources: \$100,000

Brief Project Summary: Kosrae has a significant level of poverty and unemployment, and is tremendously dependent on imports for food subsistence. This EDA investment capitalizes a \$400,000 Revolving Loan Fund (RLF) that would cover the state of Kosrae, as well as cover staffing costs during the fund's formative years. By providing capital to agricultural businesses and entrepreneurs in Kosrae, the investment aims to create and retain jobs while simultaneously reducing Kosrae's dependence on imports, attracting more of the population inland, and making the region more economically resilient. The project is expected to create 50 jobs and retain 50 jobs during the initial lending round. Additional job creation/retention will occur as the fund revolves.





FLORIDA

Recipient: Leon County Research and Development Authority

Title of Project: North Florida Innovation Labs

Project Location: Tallahassee/Leon County

EDA Investment: \$10,214,022

Local Match and Other Funding Sources: \$6,809,348

Brief Project Summary: To support long-term economic recovery in the aftermath of Hurricane Michael, this EDA investment funds construction of a 40,000 square-foot, high-tech business incubator within Innovation Park of Tallahassee, to serve as a business continuity hub during power outages and to aid in the formation and expansion of technology businesses. The Leon County Research and Development Authority oversees the park and works with Florida State University, Florida A&M University, and Tallahassee Community College, among other public and private sector entities. The incubator will disseminate technologies to existing businesses and help establish new business operations throughout the region, which is expected to produce 639 full-time, high-quality jobs.





GEORGIA

Recipient: Banks County

Title of Project: Banks County Sewer Expansion

Project Location: Homer/Banks County

EDA Investment: \$1,500,000

Local Match and Other Funding Sources: \$3,056,150

Brief Project Summary: To accommodate a new manufacturing industry expansion in Banks County as well as attract new industry and jobs to the region, this EDA investment constructs critical infrastructure improvements to the county's sewer system that are necessary to support economic diversification and resilience in the area. The project is expected to create 50 jobs and attract \$20 million in private investment.





HAWAII

Recipient: XLR8X


Title of Project: XLR8 Seed Fund Innovation Capital Ecosystem Development Project

Project Location: Honolulu/Honolulu County

EDA Investment: \$300,000

Local Match and Other Funding Sources: \$300,000

Brief Project Summary: This EDA investment funds the XLR8 Seed Fund Innovation Capital Ecosystem Development Project, to develop a seed capital fund to support innovative entrepreneurial business enterprises. The project is expected to assist with enhancing startup creation, innovation, and commercialization throughout the region.





IDAHO

Recipient: Idaho State University

Title of Project: Eames Advanced Technical Education and Innovation Complex Building Project for On-Site Power

Project Location: Pocatello/Bannock County

EDA Investment: \$2,271,953

Local Match and Other Funding Sources: \$567,988

Brief Project Summary: To create additional skilled job opportunities in the region, this EDA investment constructs a new 12,000-square-foot technical education and training facility on the campus of Idaho State University (ISU). The building will be used to prepare professional onsite power generation technicians to build, install, maintain and repair the alternative power generation systems that keep this nation's electricity flowing in the event of outages, grid malfunctions, natural disasters, or terrorist activities. The project is expected to create 24 jobs and ISU anticipates being able to train approximately 40 students per year and assist in the continuing education of roughly 500 others engaged in the industry.





ILLINOIS

Recipient: City of Calumet

Brief Project Summary: Industrial Park Improvements

Project Location: Calumet City/Cook County

EDA Investment: \$3,377,902

Local Match and Other Funding Sources: \$844,475

Brief Project Summary: Calumet City is located in southern Cook County, one of the more economically distressed jurisdictions in the Chicago metro area. To assist the city with infill development, this EDA investment constructs new roadway, reconstructs existing roadway, and makes water and sewer improvements, to serve approximately 39 acres within the Riverside Drive Industrial Park. The project is expected to help expand the manufacturing industry in the area, create 104 jobs, retain 65 jobs, and attract \$13.5 million in private investment.





IOWA

Recipient: City of Hamburg

Title of Project: Levee Rebuild Project

Project Location: Hamburg/Fremont County

EDA Investment: \$7,899,000

Local Match and Other Funding Sources: \$1,974,750

Brief Project Summary: To mitigate the disastrous effects of the 2019 spring flooding in Fremont County, this EDA investment makes critical infrastructure improvements needed to protect businesses along the Missouri River from flooding. The project will increase the height of the existing levee, grout ballast, extend culverts, install seepage berms, replace a storage shed, and construct closure structures. The levee infrastructure improvements implemented will shield local businesses from flood waters and make the region's economy more resilient in the wake of natural disasters. The project is expected to create 5 jobs, retain 344 jobs, and generate \$340,000 in private investment.





KANSAS

Recipient: Bioscience & Technology Business Center, Inc.

Title of Project: Bioscience and Technology Business Center Phase III Expansion Project

Project Location: Lawrence/Douglas County

EDA Investment: \$7,777,770

Local Match and Other Funding Sources: \$14,444,430

Brief Project Summary: Kansas experienced a prolonged series of weather-related disasters in 2019 that damaged infrastructure and seriously disrupted agricultural and transportation activities throughout the state. This EDA investment expands the Bioscience and Technology Business Center at the University of Kansas to provide critically needed and highly specialized wet-lab space for the development of bioscience companies, as well as modern office space for high-tech, high-growth business enterprises. In addition, the incubator will assist the region with recovery efforts from some of the severe floods that impacted the region. The project is expected to create 225 jobs, retain 101 jobs, and generate \$142.2 million in private investment.





KENTUCKY

Recipient: Kentucky Community and Technical College System and Hazard Community and Technical College

Title of Project: Technological School Building Renovations

Project Location: Hazard/Perry County

EDA Investment: \$3,880,000

Local Match and Other Funding Sources: \$970,000

Brief Project Summary: All seven of the Hazard Community and Technical College's (HCTC) service counties were impacted by flooding, mudslides, and road collapses in Perry County. The damaged roads further exacerbated the economic struggles of a region already experiencing loss of coal jobs by limiting individuals' access to basic services, employment, and medical care. This EDA investment renovates an existing technological building to house HCTC's Center of Manufacturing Excellence. The renovation will help advance the manufacturing and construction industries by offering electrical programs with upgraded facilities and high-tech equipment, which will better prepare graduates for entry into the electrical field. The project is expected to retain 610 jobs in the construction; heating, ventilation, and air conditioning; electrical; diesel; and automotive industries.





LOUISIANA

Recipient: Delgado Community College

Title of Project: Delgado Maritime and Industrial Training Center

Project Location: New Orleans/Orleans County

EDA Investment: \$850,000

Local Match and Other Funding Sources: \$264,632

Brief Project Summary: In Orleans County, Louisiana, a designated Opportunity Zone, there is a demand for trained and credentialed mariners to fill positions in the area. To help address the region's need for skilled workers, this EDA investment supports Delgado Community College with the design and construction of a new two-story Delgado Maritime and Industrial Training Facility. The new facility will provide a maritime training program for new deckhands that will prepare students for entry into the inland water transportation industry. The project is expected to create 100 jobs and support long-term industry demand for a skilled workforce.





MAINE

Recipient: Town of Damariscotta

Title of Project: Flood Control Project

Project Location: Damariscotta/Lincoln County

EDA Investments: \$3,000,000

Local Match and Other Funding Sources: \$1,037,157

Brief Project Summary: Due to severe storms and flooding that impacted 13 counties in Maine, including Lincoln County and the Town of Damariscotta, customers cannot access the town's commercial district, which lies low on the Damariscotta River, businesses were forced to close, and business and municipal property were damaged. Damariscotta is a tourism- and fisheries-dependent service center community that employs many people from surrounding communities so there is a pressing need to strengthen the physical and economic resiliency of the community. This EDA investment constructs waterfront flood infrastructure to protect the town's business continuity and public safety. The project will help to enhance economic resiliency through the installation of a retaining wall, shoreline stabilization, drainage improvements, walkways and electric vehicle charging stations as part of parking improvements, and the construction of a public restroom. The project is expected to retain 340 jobs within the 80 businesses located in the downtown flood-prone area.





MARYLAND

Recipient: University of Maryland Baltimore County

Title of Project: Maryland New Venture Fellowship for Cybersecurity

Project Location: Baltimore/Baltimore County

EDA Investment: \$594,190

Local Match and Other Funding Sources: \$729,350

Brief Project Summary: To assist with enhancing startup creation, innovation, and commercialization throughout the region, this EDA investment funds the Maryland New Venture Fellowship for Cybersecurity, to provide a scaffold upon which cybersecurity companies can be built across the Maryland region by creating synergistic teams of graduate student "Fellows", entrepreneurial mentors, and faculty from Maryland universities. The project is expected to help these teams with translating technologies developed to secure information systems, utilities, infrastructure and supply chains.



UMBC



MASSACHUSETTS

Recipient: Town of Mattapoiset

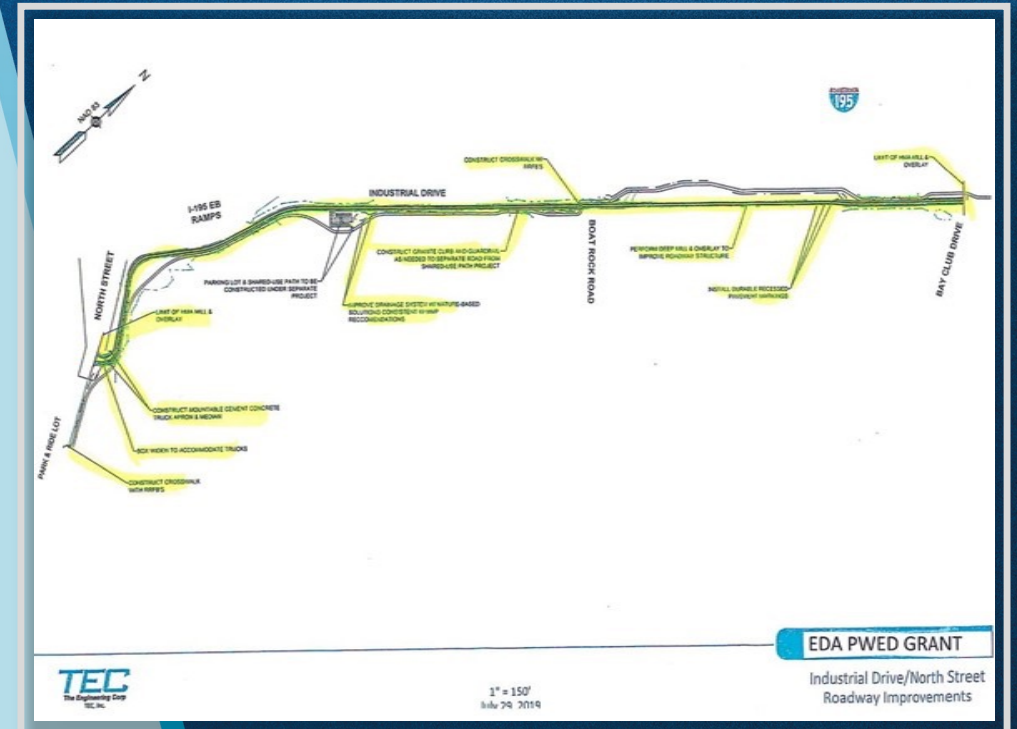
Title of Project: Industrial Road Improvements

Project Location: Mattapoiset/Plymouth County

EDA Investment: \$735,000

Local Match and Other Funding Sources: \$735,000

Brief Project Summary: The Mattapoiset Industrial Park represents the only significant employment center within the immediate area, and currently serves 15 businesses and industries and approximately 500 jobs or over 15% of the area's existing labor force. This EDA investment supports the reconstruction of a critical infrastructure roadway to serve the Park and its existing businesses, as well the workforce of two nearby designated Opportunity Zones. The project will directly support new development and expansion opportunities within the Park, including enabling development of 350,000 to 425,000 square feet of new and expansion space for light manufacturing, assembly, warehouse, distribution, and office space. The project is expected to create 200 new jobs and spur up to \$35 million in private investment.





MICHIGAN

Recipient: Battle Creek Unlimited

Title of Project: Southwest Michigan Accelerator Kitchen

Project Location: Battle Creek/Calhoun County

EDA Investment: \$2,092,412

Local Match and Other Funding Sources: \$2,092,413

Brief Project Summary: To help fill a gap in the region's food ecosystem and allow small businesses to test their products and grow in Battle Creek, this EDA investment supports Battle Creek Unlimited and its partners with developing a second-stage food processing business incubator that will serve the region's food processing firms in Calhoun County. The project will renovate a 100+-year-old building that originally housed an electric pump manufacturer to provide space for product testing and production as well as business-oriented training for businesses using the facility. The project is expected to create 104 new jobs and leverage \$8 million in private investment.





MINNESOTA

Recipient: Red Lake Band of Chippewa Indians

Title of Project: Red Lake Band of Chippewa Indians Adaawe Wigamig Business Incubation Center

Project Location: Red Lake/Beltrami County

EDA Investment: \$3,161,976

Local Match and Other Funding Sources: \$214,789

Brief Project Summary: To help fill the critical need for entrepreneurship and small business support in Beltrami County, a designated Opportunity Zone, this EDA investment renovates existing office space to create the Red Lake Band of Chippewa Indians' Adaawe Wigamig Business Incubation Center. The project includes installing a new roof, mechanical ventilation, new finishes and fixtures, a parking lot, and streetlights, to establish art makerspace as well as space for small business ventures, training, and multi-purpose gatherings. The project is expected to create 217 jobs, retain 87 jobs, and generate \$7.2 million in private investment.





MISSISSIPPI

Recipient: Pontotoc County

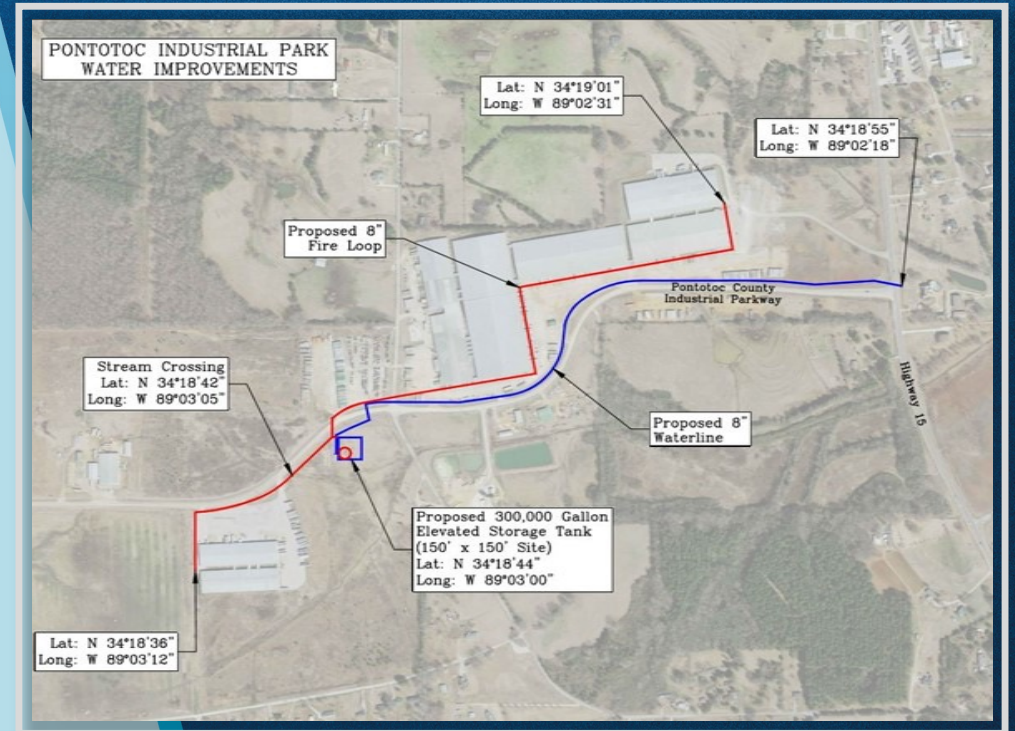
Title of Project: Water System Improvements

Project Location: Pontotoc County

EDA Investment: \$620,970

Local Match and Other Funding Sources: \$620,970

Brief Project Summary: Pontotoc County is home to more than 500 manufacturing establishments employing more than 12,000 individuals including one of the largest employers in the region, Ashley Furniture Industries. To further enhance and strengthen the capacity of manufacturing companies within the Pontotoc County Industrial Park, this EDA investment supports the county with improving its water system infrastructure to serve the Park. The project includes installing a 300,000-gallon elevated water storage tank and 11 fire hydrants along 9,700 linear feet of water main within the current right-of-way. These water system improvements will support two major manufacturers in the area that are employing more than 1,000 workers. The project is expected to create 50 jobs, retain 991 jobs, and generate \$3.6 million in private investment.





MISSOURI

Recipient: Lincoln County

Title of Project: Workforce Development Center

Project Location: Troy/Lincoln County

EDA Investment: \$5,117,030

Local Match and Other Funding Sources: \$360,000

Brief Project Summary: Lincoln County is one of the Boonslick region's major economic centers. The areas along the Mississippi and Missouri rivers as well as Interstate 70 and U.S. Highway 61 are corridors for development and expansion. Several disasters from severe storms and flooding have caused business closures and damage to growing seasons, crops, farming production capacity, and agricultural jobs within the region. This EDA investment constructs a workforce development training center to provide curriculum for advanced manufacturing, agriculture technology, and building and industry trades in the county. The new center will provide individuals with the training, educational opportunities with agriculture and technology combined to assist and secure gainful employment that will pay wages that improve quality of life and lead to further economic opportunity to boost regional resilience after natural disasters throughout the region. The project is expected to create 96 jobs and generate \$2.7 million in private investment.





MONTANA

Recipient: Butte-Silver Bow County Consolidate Local Government

Title of Project: Rail Expansion Project

Project Location: Butte/Silver Bow County

EDA Investment: \$2,974,333

Local Match and Other Funding Sources: \$8,041,717

Brief Project Summary: To assist Silver Bow County with its need to expand rail capacity at Montana Connections and the Port of Montana, this EDA investment constructs a new rail system at the Port, located within an industrial park in the county. The additional rail space will provide opportunities for businesses lacking direct rail access to ship via rail and serve as a satellite location for shipments and/or distribution of products. The increased rail capacity will also enable new park tenants to receive raw materials, which will increase competitiveness and allow access to global markets. The project is expected to create 60 jobs and generate \$63 million in private investment.





NEBRASKA

Recipient: City of Valentine

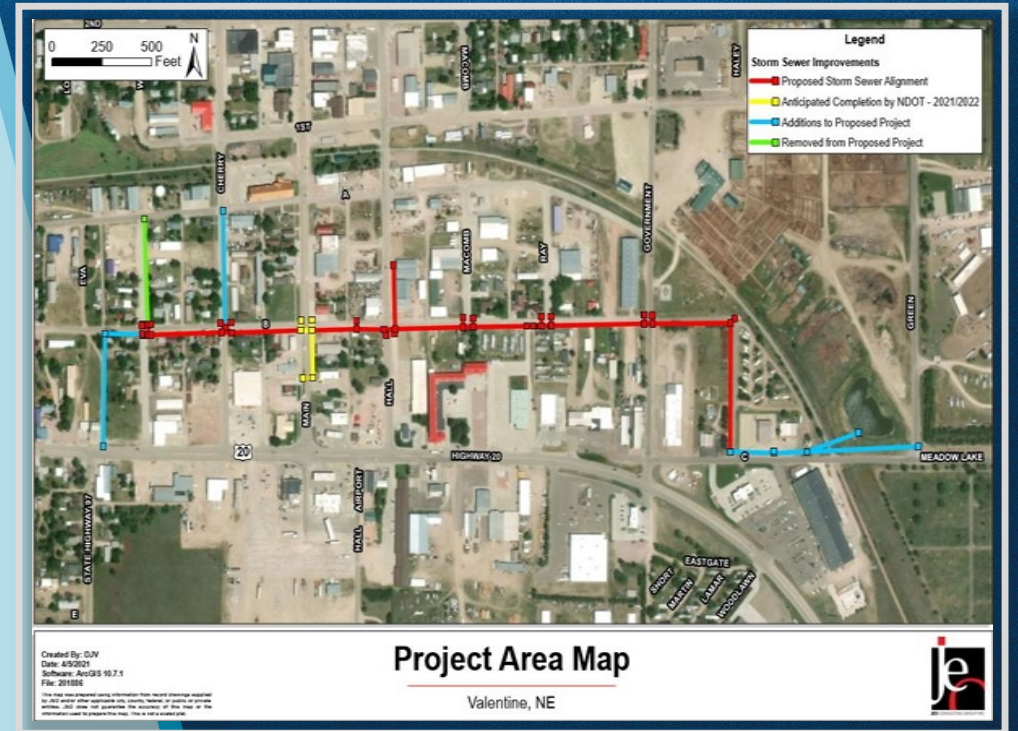
Title of Project: South Main Storm Sewer

Project Location: Valentine/Cherry County

EDA Investment: \$1,875,655

Local Match and Other Funding Sources: \$1,380,220

Brief Project Summary: To help mitigate the disastrous effects of flooding during the 2019 severe storms in Cherry County, this EDA investment constructs new storm sewer infrastructure improvements to protect businesses from future flooding. The area previously had little to no existing storm sewer pipes and annual flooding is a barrier to business retention and development. The project is expected to promote business and community resiliency, create safer detours for traffic access, and strengthen the regional economy.





NEVADA

Recipient: Rural Nevada Development Corporation


Title of Project: CARES Revolving Loan Fund

Project Location: Ely/White Pine County

EDA Investment: \$3,300,000

Local Match and Other Funding Sources: \$0

Brief Project Summary: To address the economic development needs of small businesses and entrepreneurs adversely affected by the coronavirus pandemic, this EDA investment capitalizes a \$3,000,000 Revolving Loan Fund (RLF) to lend to borrowers in the following geographic region: Elko, Esmeralda, White Pine, Lincoln, Eureka, Lander, Pershing, Humboldt, Nye, Churchill, Storey, Douglas, Mineral, and Lyon counties in Nevada. This investment also provides \$300,000 to defray the cost of administering the RLF. The project is expected to create or retain 85 jobs during the initial lending round, and additional job creation/retention will occur as the fund revolves.





NEW HAMPSHIRE

Recipient: Town of Bristol

Title of Project: Infrastructure Upgrades

Project Location: Bristol/Grafton County

EDA Investment: \$3,520,000

Local Match and Other Funding Sources: \$880,000

Brief Project Summary: Improving culvert crossings to reduce flooding, conducting preliminary engineering for roadway, and making stormwater management and pedestrian improvements in the downtown commercial area of Bristol is essential for strengthening the town's physical and economic resiliency. This EDA investment makes improvements to the downtown sewer pumping station to help improve existing sewer services in the commercial district and expand them to areas of business demand, which will facilitate opportunities for existing business growth and new commercial ventures. The project is expected to support long term recovery efforts by mitigating the effects of future flooding events, promote resiliency, and strengthen the regional economy.





NEW JERSEY

Recipient: Atlantic City

Title of Project: Baltic Avenue Canal

Project Location: Atlantic City/Atlantic County

EDA Investment: \$2,450,000

Local Match and Other Funding Sources: \$7,150,000

Brief Project Summary: Since the Baltic Avenue Drainage Canal was originally designed in 1903, sea level has risen about 18 inches, and the amount of rainwater draining into the canal has increased significantly, resulting in flooding in the Atlantic City's central business district. This EDA investment funds the Baltic Avenue Canal Project to enhance the city's stormwater infrastructure. By protecting the city's downtown area from flooding, the project will enhance the city's resiliency, which will help mitigate the effects of future flooding and strengthen the regional economy. This investment also constructs the AtlantiCare Medical Arts Building and the DCO Energy Midtown Microgrid in Atlantic County, a designated Opportunity Zone. The project is expected to create 65 jobs and leverage \$83 million in private investment.





NEW MEXICO

Recipient: Homewise, Inc.

Title of Project: BuildWise Program

Project Location: Albuquerque/Bernalillo County

EDA Investment: \$250,000

Local Match and Other Funding Sources: \$107,143

Brief Project Summary: To help create a sustainable job pathway for workers in the construction industry and support entrepreneurship in Albuquerque, this EDA investment will allow Homewise, Inc. to provide training and technical assistance to construction businesses through BuildWise, a program designed to foster job and private investment growth in a heavily-distressed part of the city. BuildWise will assess existing businesses' knowledge and capacity, provide technical assistance and advice from business experts, and provide opportunities to develop new revenue and recruit staff. The program's curriculum will be developed through a partnership with Central New Mexico Community College. The project is expected to create 160 jobs and create sustainable job pathways for workers in two heavily-distressed designated Opportunity Zones.





NEW YORK

Recipient: Southern Tier Network, Inc.

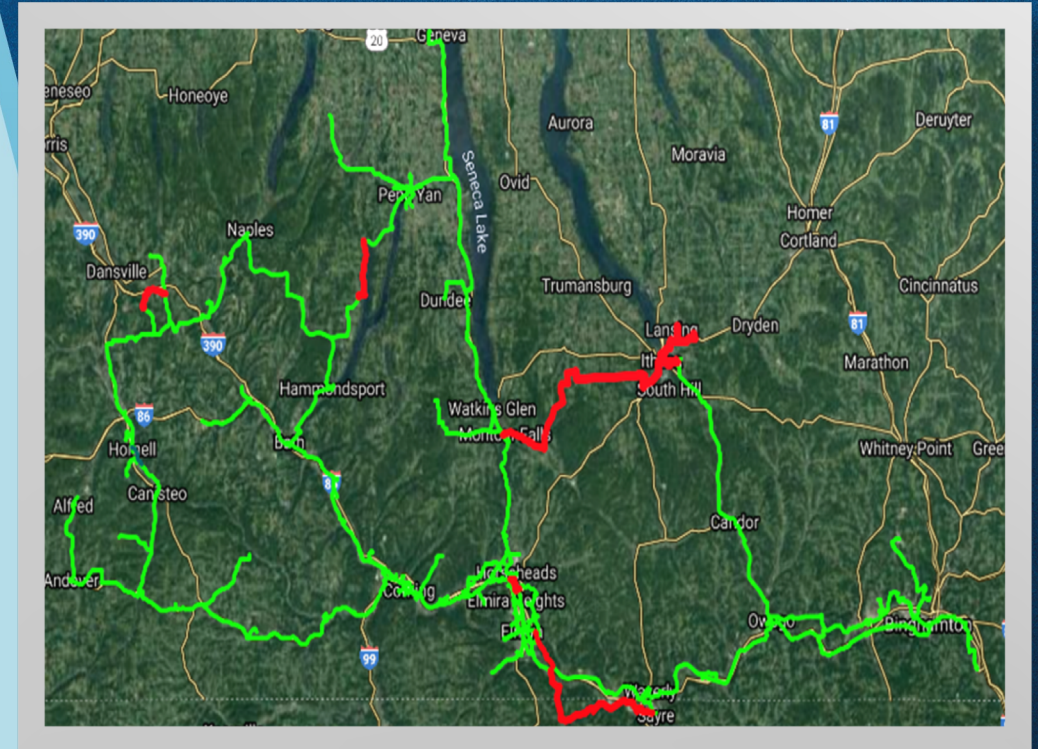
Title of Project: Southern Tier Broadband

Project Location: Corning/Steuben County

EDA Investment: \$1,552,593

Local Match and Other Funding Sources: \$2,328,891

Brief Project Summary: To provide access to a stable and reliable broadband network and ensure connection to high-speed internet for local business and institutions, including 11 designated Opportunity Zones in the City of Corning, this EDA investment supports the installation of approximately 83 miles of high-speed dark fiber, throughout a six-county area in Southern Tier Central and Southern Tier 8 Economic Development District Regions (Chemung, Schuyler, Steuben, Tioga, Tompkins, and Yates counties). The project is expected to create 54 jobs and leverage \$485,000 in private investment.





NORTH CAROLINA

Recipient: Sampson Community College

Title of Project: Sampson Community College Truck Driving Training Facility

Project Location: Clinton/Sampson County

EDA Investment: \$2,589,380

Local Match and Other Funding Sources: \$647,345

Brief Project Summary: North Carolina's primary industry, agriculture, along with numerous industries, have a growing need for transportation support. Sampson Community College (SCC) currently enrolls 200 students annually and produces 100 Commercial Driver's License (CDL) drivers while maintaining a waiting list of over 200 people. This EDA investment supports the expansion of the SCC's truck driving school to help generate a pipeline of skilled licensed drivers to meet a significant regional employment need. The improved efficiencies of a local site will allow enrollment of 250-300 annually, producing more than 150 CDLs and will allow for expansion of a new industry, Class B licensing program. The project is expected to create 291 jobs, retain 243 jobs and generate \$13.5 million in private investment.





NORTH DAKOTA

Recipient: North Dakota Association of Rural Electric Cooperatives

Title of Project: Training Center

Project Location: Mandan/Morton County

EDA Investment: \$4,068,372

Local Match and Other Funding Sources: \$1,017,093

Brief Project Summary: This EDA investment constructs a new lineworker training facility, providing a skilled electrical workforce North Dakota needs to grow, thrive, and make the region's economy more resilient in the face of natural disasters. The project is especially prescient in North Dakota, which has recently been experiencing job loss related to coal plant closures. The lineworker training center is critical for providing a pipeline of well-trained lineworkers for the 16 rural electric distribution cooperatives and five generation and transmission and cooperatives operating in North Dakota. The project is expected to create 69 jobs.





NORTHERN MARIANA ISLANDS

Recipient: Commonwealth Utilities Corporation

Title of Project: Water Treatment System

Project Location: Saipan

EDA Investment: \$1,726,416

Local Match and Other Funding Sources: \$431,604

Brief Project Summary: To support resiliency against future natural disasters and provide long-term economic stability on Saipan, Northern Mariana Islands, a designated Opportunity Zone, this EDA investment constructs a water filtration system to ensure the availability of fresh potable water on the island. The infrastructure improvement will serve to support the capacity of employers to make more employment opportunities and higher personal incomes available to the region's workforce. The project is expected to create 370 jobs and leverage \$110 million in private investment.





OHIO

Recipient: Greene County Board of Commissioners

Title of Project: Greene County Sanitary Pump Station Elimination Project

Project Location: Xenia/Greene County

EDA Investment: \$3,747,660

Local Match and Other Funding Sources: \$2,498,440

Brief Project Summary: Parts of Greene County were devastated by tornadoes on Memorial Day 2019. The destruction affected various elements of critical infrastructure, including several sanitary sewer liftstations. Without electricity, which failed during the disaster, the pump stations' failure compounded the disaster's impact. By incorporating a gravity-based system that will eliminate the need for electricity, this EDA investment will greatly enhance the reliability of the county's sewer system during future disasters. The project is expected to spur investment as the region markets its resiliency in the face of future natural disasters.





OKLAHOMA

Recipient: Tulsa County and Tulsa County Drainage District 12

Title of Project: Tulsa County Disaster Resiliency

Project Location: Tulsa/Tulsa County

EDA Investment: \$3,000,000

Local Match and Other Funding Sources: \$750,000

Brief Project Summary: The Port of Catoosa in Rogers County is a vital transportation node that ensures the flow of goods and other resources during natural disasters in the area. This EDA investment assists Tulsa County and Tulsa County Drainage District 12 in providing critical infrastructure to pump stations behind the Arkansas River Levee. The repairs will help expand the region's ability to attract and retain targeted industries by ensuring reliable access to vital resources during future natural disasters and providing long-term sustainable economic growth. The project is expected to retain 735 jobs.





OREGON

Recipient: Port of Newport


Title of Project: Port 5 Dock Pier Replacement Project

Project Location: Newport/Lincoln County

EDA Investments: \$1,195,563

Local Match and Other Funding Sources: \$1,195,563

Brief Project Summary: The Port of Newport in Yaquina Bay is home to the largest commercial fishing fleet and serves as the only access to a floating dock with approximately 80 vessel moorings and floating fuel facility. This EDA investment constructs a new fixed pier, gangway, and gangway float at Port Dock 5 in Yaquina Bay for the Port. It also runs electrical conduit and the marina dock's fuel lines along this new structure. The project strengthens industrial resilience from disasters in the region and provides driving access from the shoreline to more than 65 businesses on Port Dock 5. The project is expected to create 17 jobs, retain 55 jobs, and leverage \$3.95 million in private investment.





PENNSYLVANIA

Recipient: Lycoming County

Title of Project: I-Wall Repair

Project Location: Williamsport/Lycoming County

EDA Investment: \$5,600,000

Local Match and Other Funding Sources: \$1,400,000

Brief Project Summary: Lycoming County is in a flood zone behind the full 20-mile levee system in the City of Williamsport. To prevent a catastrophic flooding of Williamsport's economic epicenter, which would result from a failure of the Northeast levee in the area of Memorial Drive and Dewey Avenue, this EDA investment funds the repair of the structurally unsound I-wall within the levee. The project will re-line, repair, and replace I-wall metal pipes in the economic epicenter to retain and protect existing businesses. The project is expected to retain 1,300 jobs and allow for the expansion of an additional 240 jobs in the area. Additionally, the project will spur an estimated \$425 million in private investment.





PUERTO RICO

Recipient: Local Redevelopment Authority (LRA)

Title of Project: Rehabilitation of Port Building

Project Location: San Juan/San Juan County

EDA investment: \$4,500,000

Local Match and Other Funding Sources: \$1,250,000

Brief Project Summary: Hurricane María had a severe impact on the economy of Puerto Rico, leaving devastation and ample damage to public and private infrastructure. This EDA investment assists with the rehabilitation of the Former Naval Station Roosevelt Roads (FNSRR) Port Control Building, to be reused as a publicly owned multi-tenant commercial space to house early stage businesses linked to the visitor economy of the region. Associated site improvements include streets and sidewalk realignment to create a pedestrian friendly waterfront district with multimodal access between the commercial facilities and the Ferry Terminal including an adjoining food-truck park. The project is expected to create 134 jobs and leverage \$1.5 million in private investment.





RHODE ISLAND

Recipient: University of Rhode Island

Title of Project: Advanced Materials Center

Project Location: Portsmouth/Newport County

EDA Investment: \$2,310,000

Local Match and Other Funding Sources: \$790,000

Brief Project Summary: To take advantage of Rhode Island’s existing strength in textiles and composites and the close proximity and partnership of the U.S. Navy’s Underwater Warfare Center, there is a need to establish a facility that will coalesce the research and development efforts of the University of Rhode Island, U.S. Navy and the state’s composites and advanced materials businesses in an environment that encourages collaboration and facilitates product development and testing. This EDA investment establishes the “401 Tech Bridge” advanced materials innovation center at two sites: the University of Rhode Island in Kingston for direct university research, and the Polaris Manufacturing Extension Partnership-led facility in Portsmouth for industry collaboration. The project will foster a collaboration between the University of Rhode Island, the Naval Undersea Warfare Center, local industry, and educational institutions, which will support an emerging innovation cluster, encourage entrepreneurship, benefit a nearby Opportunity Zone, and promote economic growth throughout the region. The project is expected to create 400 jobs and leverage \$440,000 in private investment.





SOUTH CAROLINA

Recipient: LICAR, LLC

Title of Project: Flex Lab One Shell Building

Project Location: Greenville/Greenville County

EDA Investment: \$2,000,000

Local Match and Other Funding Sources: \$2,015,000

Brief Project Summary: To help serve established and start-up companies while providing space for university programs focused on growing the transportation/mobility economic sector in South Carolina, this EDA investment constructs the Clemson University Land Stewardship Foundation's Flex Lab One Building located on the Clemson University International Center for Automotive Research campus in Greenville County. The building will serve companies in the automotive, transportation, manufacturing, and engineering support service industries. The project is expected to create 40 jobs, retain 35 jobs, and leverage \$2 million in private investment.

Flex Lab Building – Front Rendering

Owner: LICAR, LLC Greenville, SC



Clemson University International Center for Automotive Research

EDA Award Number 04-01-07483



SOUTH DAKOTA

Recipient: Sioux Falls Development Foundation, Inc.

Title of Project: Ph II Foundation Park

Project Location: Buffalo Ridge/Minnehaha County

EDA Investment: \$1,915,320

Local Match and Other Funding Sources: \$478,830

Brief Project Summary: Numerous businesses in Sioux Falls closed their doors or drastically reduced operations in response to the COVID-19 pandemic. This EDA investment supports the Sioux Falls Development Foundation, Inc., with making water and sewer improvements to allow expansion of the Foundation Park Phase II project in Minnehaha County. The extension will support the construction of a distribution facility, which will help increase resiliency and assist the region with recovery efforts resulting from the economic effects of COVID-19. The project is expected to create 1,000 jobs and generate \$200 million in private investment.





TENNESSEE

Recipient: City of Wartburg


Title of Project: Wartburg EDA Brushy Mountain Development Wastewater Improvement Project

Project Location: Wartburg/Morgan County

EDA Investment: \$1,271,432

Local Match and Other Funding Sources: \$317,858

Brief Project Summary: In 2009, the Brushy Mountain Prison, which included a distillery, a large restaurant, a gift shop, museum tours, a theater, and an event venue for concerts and other shows, closed. With well over 100,000 visitors projected annually, the Brushy Mountain Development Group is taking a regional liability and turning the development into an asset that will create jobs, generate payroll and diversify the tax base for rural Morgan County and the region. This EDA investment supports the City of Wartburg with constructing a wastewater treatment plant and collection system to provide the essential disposal services required for all operations of the development. The project is expected to create 30 jobs, retain 50 jobs, increase economic resiliency, and attract \$4 million in private investment to an area that has been impacted by the decline in the coal industry.





TEXAS

Recipient: City of Levelland

Title of Project: Manufacturing Expansion Infrastructure

Project Location: Levelland/Hockley County

EDA Investment: \$1,500,000

Local Match and Other Funding Sources: \$1,568,952

Brief Project Summary: To enhance manufacturing supply chains and encourage advanced manufacturing of innovative, high-value products, this EDA investment helps the City of Levelland complete Progressive Place Road, a water line loop, a sewer line, and rail spurs to serve the Levelland Industrial Park. The infrastructure improvements will strengthen the regional economy and bolster economic resiliency throughout the region. The project is expected to create 25 jobs and leverage \$2 million in private investment.





UTAH

Recipient: Weber State University

Title of Project: Weber State OC Launchpad

Project Location: Ogden/Weber County

EDA Investment: \$718,968

Local Match and Other Funding Sources: \$720,702

Brief Project Summary: To help address the local and regional need for entrepreneurial job creation in the City of Ogden, this EDA investment develops a new training program for the Ogden-Clearfield Launchpad entrepreneurship center. The Center provides critical resources for early-stage entrepreneurs as they move through the startup life cycle and this project will serve as a skills training center to fill skill-gaps in the manufacturing and business labor markets. The project is expected to create 62 jobs and generate \$2 million in private investment.





U.S. VIRGIN ISLANDS

Recipient: Virgin Islands Professional Charter Association

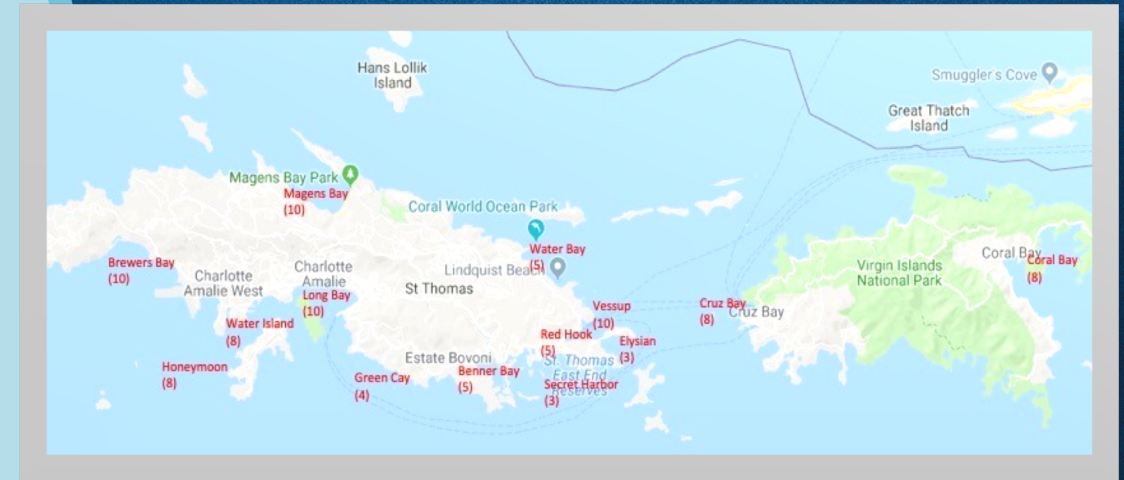
Title of Project: Virgin Islands Moorings Installations

Project Location: Saint Thomas/Saint Thomas County

EDA Investment: \$562,000

Local Match and Other Funding Sources: \$308,400

Brief Project Summary: Hurricanes Irma and Maria hit the U.S. Virgin Islands (U.S.V.I.) extremely hard and damaged the territory's day moorings. Without any transient (overnight) moorings having ever been installed, bays are overcrowded and unwelcoming, and with broken tackle of moorings abandoned, vessels are anchoring and damaging the reefs and marine substrate. This EDA investment supports the Virgin Islands Professional Charter Association, the U.S.V.I.'s Department of Planning & Natural Resources, and the Division of Coastal Zone Management by installing moorings in the bays. These moorings will reduce anchoring near ecologically important coral reefs as well as organize the bays to appeal for transient vessels. The project is expected to create 19 new jobs, retain 155 jobs and leverage \$555,000 in private investment.





VERMONT

Recipient: Town of Hardwick

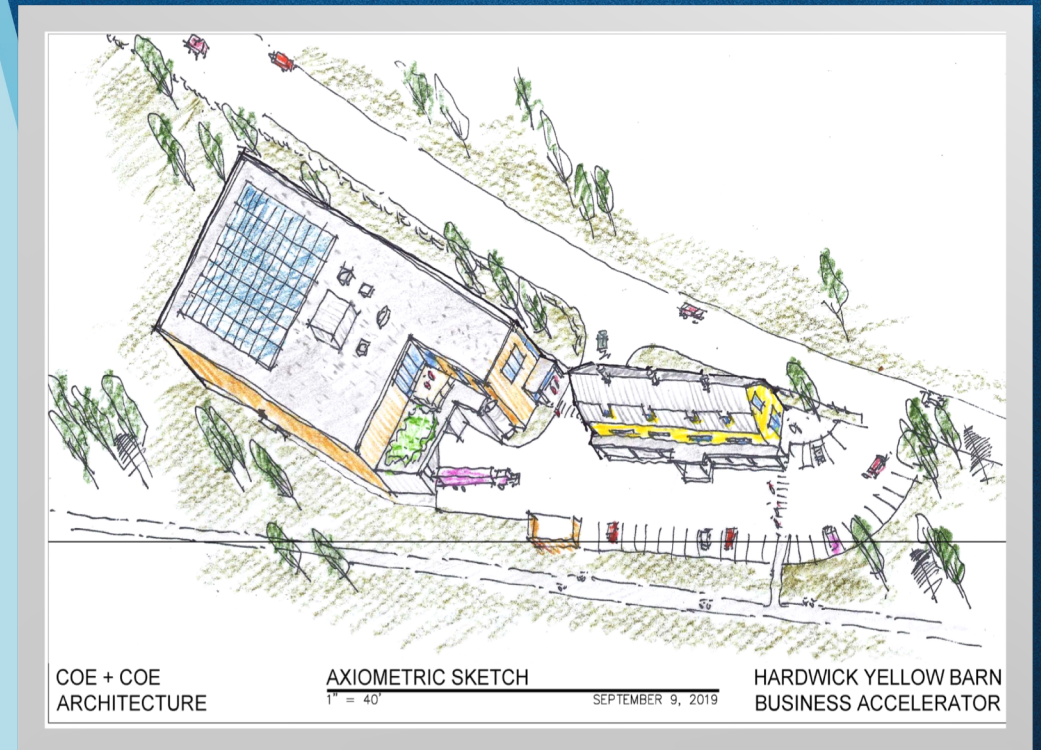
Title of Project: Yellow Barn Business Accelerator

Project Location: Hardwick/Caledonia County

EDA Investment: \$3,000,000

Local Match and Other Funding Sources: \$4,796,514

Brief Project Summary: To help expand tourism opportunities and support agriculture and food manufacturing in the City of Hardwick, this EDA investment constructs an industrial building to establish an accelerator for food science and food manufacturing. The project will also restore and re-use the historic landmark Yellow Barn and make associated site improvements including parking, commercial loading, stormwater and utilities, landscaping, lighting, amenities, and transportation connections. The project is expected to create 46 new jobs, retain six jobs, and generate \$2.5 million in private investment.





VIRGINIA

Recipient: Economic Development Authority of Floyd County

Title of Project: Floyd Growth Center

Project Location: Floyd/Floyd County

EDA Investment: \$2,305,540

Local Match and Other Funding Sources: \$576,385

Brief Project Summary: To help assist the City of Floyd with recovery efforts from the 2018 flood, this EDA investment provides a resilient space to address business continuity concerns while promoting job growth in the area. The project constructs a new 13,500-square-foot Growth Center Building, to be located on one of two remaining sites in the Floyd Regional Commerce Center. This Floyd Growth Center Building will support skilled trades and innovative production and provide Floyd County High School students with job shadowing, internships, and part-time job experiences. The project is expected to create 30 jobs and leverage \$5 million in private investment.





WASHINGTON

Recipient: State of Washington

Title of Project: Washington State Safe Start Economic Recovery and Resilience Initiative

Project Location: Olympia/Thurston County

EDA Investment: \$15,000,000

Local Match and Other Funding Sources: \$0

Brief Project Summary: To help support the creation of sustainable employment opportunities for the state's workforce post the COVID-19 pandemic, this EDA investment implements a technical assistance program, and develops a comprehensive plan to re-open the statewide economy, including designated Opportunity Zones. The project will make resources available to business enterprises in multiple industries, to improve their ability to respond to the adverse economic impacts caused by the COVID-19 pandemic. The project is expected to create viable employment opportunities for the region's workforce, through developing and accelerating new businesses that will transform industry clusters and grow them to become globally competitive.

 Funding Finder

Washington state small businesses, start your funding search here.



Where will you start?





WEST VIRGINIA

Recipient: Benedum Airport Authority

Title of Project: Aerospace Expansion

Project Location: Bridgeport/Harrison County

EDA Investment: \$1,960,000

Local Match and Other Funding Sources: \$498,799

Brief Project Summary: Bombardier (BBD) is a global leader in the transportation industry and has been a successful business partner with the Benedum Airport Authority since 1990. With over 68,000 employees, BBD is expanding in West Virginia and in need of a hangar rehabilitation to ensure they can remain at the Airport. This EDA investment makes renovations at the airport facilities to fill the critical need for increased capacity for maintenance, repair, and overhaul aerospace work. The project will include hangar and fire alarm systems renovations, which will benefit several nearby designated Opportunity Zones. The project is expected to create 150 jobs, retain 400 jobs, and leverage \$35 million in private investment.





WISCONSIN

Recipient: City of Port Washington

Title of Project: City of Port Washington Generators for Water and Wastewater

Project Location: Port Washington/Ozaukee County

EDA Investment: \$813,620

Local Match and Other Funding Sources: \$203,405

Brief Project Summary: Impacts of a 2018 storm event left the City of Port Washington's industrial and commercial employers without water and sewage treatment service for an extended period. To help fill the critical need for back-up power at the city's water and wastewater treatment plants, this EDA investment funds the installation of 450kw diesel-powered permanent backup generators, including new electrical service equipment, switchgear and transfer switches. The project is expected to create 567 jobs and retain 1,255 jobs.





WYOMING

Recipient: Forward Cody Wyoming, Inc.

Title of Project: Meat Processing Facility

Project Location: Cody/Park County

EDA Investment: \$2,212,432

Local Match and Other Funding Sources: \$553,108

Brief Project Summary: Over the last two decades, the meat industry has consolidated to a handful of companies, operating very large plants and processing the majority of the market's meat products in bigger processing plants. The COVID-19 virus and its mechanism of infection has shown the error of industry concentration and the vulnerability in the food supply chain. This EDA investment supports Forward Cody Wyoming, Inc. with the expansion of a facility in the North Cody Industrial Park, to serve local meat processors in Park County. The project will construct a 12,000 square-foot facility for lease to a local meat processing company and install an asphalt perimeter around the building, two access roads, utilities, and two parking areas. The project is expected to create 50 jobs and generate \$400,000 in private investment.





EDA'S FY 2020 HIGHLIGHTS

In Fiscal Year 2020, EDA invested approximately \$1.48 billion in 1,469 locally driven economic development projects nationwide.

These investments included approximately \$134.7 million in Public Works and Economic Adjustment Assistance (regular) construction projects that communities identified as critical infrastructure enhancements to ensure long-term competitiveness. Recipients report that these investments are expected to create or retain 22,381 jobs and generate \$2.1 billion in private investment. Additionally, these investments incentivized close to \$97.6 million in local matching investments.

EDA also supported economic development planning will help communities make good decisions regarding long-term economic growth. In FY 2020, EDA made 240 awards to regions and communities, providing them with over \$33.2 million to develop such plans.





SUMMARY OF EDA FY 2020 AWARDS (INCLUDING SUPPLEMENTAL* AWARDS)

State/Territory	Award #	Applicant	City	EDA Program	EDA Funding	Match**
Alabama	ED17ATL3030030	Auburn University	Auburn	Technical Assistance	\$118,000	\$118,000
Alabama	ED20ATL3020006	Regional Planning Commission of Greater Birmingham	Birmingham	Planning	\$210,000	\$210,000
Alabama	ED20ATL3020009	Alabama-Tombigbee Regional Commission	Camden	Planning	\$210,000	\$52,500
Alabama	ED20ATL3020014	Northwest Alabama Council of Local Governments	Muscle Shoals	Planning	\$210,000	\$140,000
Alabama	ED20ATL3020015	South Central Alabama Development Commission	Montgomery	Planning	\$210,000	\$140,000
Alabama	ED20ATL3020020	Central Alabama Regional Planning and Development Commission	Montgomery	Planning	\$210,000	\$210,000
Alabama	ED20ATL3020026	Southeast Alabama Regional Planning & Development Commission	Dothan	Planning	\$210,000	\$90,000
Alabama	ED20ATL3020119	Lee-Russell Council of Governments	Opelika	Planning	\$37,000	\$29,500
Alabama	ED20ATL3070043	Regional Planning Commission of Greater Birmingham	Birmingham	Economic Adjustment Assistance	\$400,000	NA
Alabama	ED20ATL3070046	Southeast Alabama Regional Planning & Development Commission	Dothan	Economic Adjustment Assistance	\$400,000	NA
Alabama	ED20ATL3070047	East Alabama Regional Planning and Development Commission	Anniston	Economic Adjustment Assistance	\$400,000	NA
Alabama	ED20ATL3070058	Northwest Alabama Council of Local Governments	Muscle Shoals	Economic Adjustment Assistance	\$400,000	NA
Alabama	ED20ATL3070060	Alabama-Tombigbee Regional Commission	Camden	Economic Adjustment Assistance	\$400,000	NA
Alabama	ED20ATL3070073	West Alabama Regional Commission	Northport	Economic Adjustment Assistance	\$400,000	NA
Alabama	ED20ATL3070085	North Central Alabama Regional Council of Governments	Decatur	Economic Adjustment Assistance	\$400,000	NA

* All supplemental awards are funded under the Economic Adjustment Assistance (EAA) Program

** Match includes Local (Applicant) match, State, and other federal funding, where applicable

(continued on next page)



SUMMARY OF EDA FY 2020 AWARDS (INCLUDING SUPPLEMENTAL* AWARDS) (continued)

State/Territory	Award #	Applicant	City	EDA Program	EDA Funding	Match**
Alabama	ED20ATL3070089	Central Alabama Regional Planning and Development Commission	Montgomery	Economic Adjustment Assistance	\$399,739	NA
Alabama	ED20ATL3070102	Auburn University	Auburn	Economic Adjustment Assistance	\$300,000	NA
Alabama	ED20ATL3070105	South Central Alabama Development Commission	Montgomery	Economic Adjustment Assistance	\$400,000	NA
Alabama	ED20ATL3070113	South Alabama Regional Planning Commission	Mobile	Economic Adjustment Assistance	\$400,000	NA
Alabama	ED20ATL3070115	Top of Alabama Regional Council of Governments	Huntsville	Economic Adjustment Assistance	\$400,000	NA
Alabama	ED20HDQ0200049	Opportunity Alabama, Inc.	Birmingham	Regional Innovation Strategies	\$300,000	\$300,000
Alabama	47907444	City of Muscle Shoals	Muscle Shoals	Economic Adjustment Assistance	\$1,627,210	\$406,802
Alabama	47907514	Jefferson County	Birmingham	Economic Adjustment Assistance	\$1,265,000	NA
Alabama	47907519	Northwest Alabama Council of Governments	Muscle Shoals	Economic Adjustment Assistance	\$1,012,000	NA
Alabama	40107425	City of Phenix City	Phenix City	Public Works	\$1,958,555	\$1,958,556
Alabama	47907529	Alabama Tombigbee Regional Commission	Camden	Economic Adjustment Assistance	\$3,091,000	NA
Alabama	40107412	Clarke County	Grove Hill	Public Works	\$1,647,058	\$1,098,039
Alabama	47907528	Lee-Russell Council of Governments	Opelika	Economic Adjustment Assistance	\$902,000	NA
Alabama	47907530	North Central Alabama Regional Council of Governments	Decatur	Economic Adjustment Assistance	\$770,000	NA
Alabama	40107492	The University of West Alabama	Livingston	Public Works	\$1,731,900	\$540,000
Alabama	47907531	Southeast Alabama Regional Planning & Development Commission	Dothan	Economic Adjustment Assistance	\$1,804,000	NA

* All supplemental awards are funded under the Economic Adjustment Assistance (EAA) Program

** Match includes Local (Applicant) match, State, and other federal funding, where applicable

(continued on next page)



SUMMARY OF EDA FY 2020 AWARDS (INCLUDING SUPPLEMENTAL* AWARDS) *(continued)*

State/Territory	Award #	Applicant	City	EDA Program	EDA Funding	Match**
Alaska	ED17SEA3030035	University of Alaska Anchorage	Anchorage	Technical Assistance	\$150,000	\$150,000
Alaska	ED20HDQ0200040	Bering Sea Fishermen's Association	Anchorage	Regional Innovation Strategies	\$599,053	\$604,652
Alaska	ED20SEA3020091	Prince William Sound Economic Development District	Cordova	Planning	\$210,000	\$90,000
Alaska	ED20SEA3070023	Prince William Sound Economic Development District	Cordova	Economic Adjustment Assistance	\$400,000	NA
Alaska	ED20SEA3070025	Bristol Bay Native Association, Inc.	Dillingham	Economic Adjustment Assistance	\$149,717	NA
Alaska	ED20SEA3070030	Kenai Peninsula Borough Economic Development District	Kenai	Economic Adjustment Assistance	\$400,000	NA
Alaska	ED20SEA3070032	The Southeast Conference	Juneau	Economic Adjustment Assistance	\$400,000	NA
Alaska	ED20SEA3070037	University of Alaska Anchorage	Anchorage	Economic Adjustment Assistance	\$300,000	NA
Alaska	ED20SEA3070067	Dena' Nena' Henash	Fairbanks	Economic Adjustment Assistance	\$150,000	NA
Alaska	ED20SEA3070069	Kodiak Area Native Association	Kodiak	Economic Adjustment Assistance	\$150,000	NA
Alaska	ED20SEA3070072	Native Village of Barrow	Barrow	Economic Adjustment Assistance	\$150,000	NA
Alaska	ED20SEA3070082	Kawerak, Inc.	Nome	Economic Adjustment Assistance	\$150,000	NA
Alaska	ED20SEA3070084	Southwest Alaska Municipal Conference	Anchorage	Economic Adjustment Assistance	\$400,000	NA
Alaska	ED20SEA3070088	Central Council Tlingit and Haida Indian	Juneau	Economic Adjustment Assistance	\$150,000	NA
Alaska	7790690602	Native Village of Mekoryuk	Mekoryuk	Public Works	\$707,001	NA
Alaska	77907585	State of Alaska Department of Commerce	Juneau	Economic Adjustment Assistance	\$5,310,000	NA

* All supplemental awards are funded under the Economic Adjustment Assistance (EAA) Program

** Match includes Local (Applicant) match, State, and other federal funding, where applicable

(continued on next page)



SUMMARY OF EDA FY 2020 AWARDS (INCLUDING SUPPLEMENTAL* AWARDS) *(continued)*

State/Territory	Award #	Applicant	City	EDA Program	EDA Funding	Match**
Alaska	77907549	City of Saint Paul	Saint Paul	Economic Adjustment Assistance	\$120,000	\$107,922
Alaska	7790745601	Native Village of Napaimute	Bethel	Economic Adjustment Assistance	\$20,000	NA
Alaska	7790741201	Aleut Community of Saint Paul Island	Saint Paul Island	Public Works	\$3,150,000	NA
American Samoa	77907522	American Samoa Shipyard Services Authority	Pago Pago	Economic Adjustment Assistance	\$1,532,349	NA
American Samoa	77907591	American Samoa Government	Pago Pago	Economic Adjustment Assistance	\$2,013,000	NA
Arizona	ED17SEA3030024	Northern Arizona University	Flagstaff	Technical Assistance	\$100,804	\$101,276
Arizona	ED20HDQ0200041	Seed Spot	Phoenix	Regional Innovation Strategies	\$299,396	\$300,000
Arizona	ED20SEA3020014	Southeastern Arizona Governments Organization Inc.	Bisbee	Planning	\$225,000	\$106,071
Arizona	ED20SEA3020015	Northern Arizona Council of Governments	Flagstaff	Planning	\$225,000	\$56,250
Arizona	ED20SEA3020087	Western Arizona Economic Development District, Inc.	Kingman	Planning	\$210,000	\$52,500
Arizona	ED20SEA3030006	Greater Yuma Economic Development Corporation	Yuma	Technical Assistance	\$27,100	\$7,420
Arizona	ED20SEA3070029	Northern Arizona University	Flagstaff	Economic Adjustment Assistance	\$300,000	NA
Arizona	ED20SEA3070034	Southeastern Arizona Governments Organization, Inc.	Bisbee	Economic Adjustment Assistance	\$400,000	NA
Arizona	ED20SEA3070043	Northern Arizona Council of Governments	Flagstaff	Economic Adjustment Assistance	\$400,000	NA
Arizona	ED20SEA3070077	Inter Tribal Council of Arizona, Inc.	Phoenix	Economic Adjustment Assistance	\$150,000	NA
Arizona	ED20SEA3070078	Hopi Tribe	Kykotsmovi Village	Economic Adjustment Assistance	\$150,000	NA

* All supplemental awards are funded under the Economic Adjustment Assistance (EAA) Program

** Match includes Local (Applicant) match, State, and other federal funding, where applicable

(continued on next page)



SUMMARY OF EDA FY 2020 AWARDS (INCLUDING SUPPLEMENTAL* AWARDS) *(continued)*

State/Territory	Award #	Applicant	City	EDA Program	EDA Funding	Match**
Arizona	ED20SEA3070079	Central Arizona Association of Governments	Apache Junction	Economic Adjustment Assistance	\$400,000	NA
Arizona	77907629	Northern Arizona University	Flagstaff	Economic Adjustment Assistance	\$350,000	\$87,588
Arizona	70107555	City of Yuma	Yuma	Public Works	\$852,000	\$213,000
Arizona	77907593	PPEP Microbusiness and Housing Development Corporation	Tucson	Economic Adjustment Assistance	\$1,188,000	NA
Arkansas	ED18AUS3030028	University of Arkansas System	Little Rock	Technical Assistance	\$112,850	\$112,850
Arkansas	ED18AUS3030029	Arkansas State University	Jonesboro	Technical Assistance	\$112,850	\$112,916
Arkansas	ED20AUS3020001	Northwest Arkansas Economic Development District, Inc.	Harrison	Planning	\$210,000	\$90,000
Arkansas	ED20AUS3020002	White River Planning and Development District Inc.	Batesville	Planning	\$210,000	\$140,000
Arkansas	ED20AUS3020003	Southwest Arkansas Planning and Development District, Inc.	Magnolia	Planning	\$210,000	\$171,930
Arkansas	ED20AUS3020004	Western Arkansas Planning and Development District, Inc.	Fort Smith	Planning	\$210,000	\$210,000
Arkansas	ED20AUS3020005	Southeast Arkansas Economic Development District, Inc.	Pine Bluff	Planning	\$210,000	\$210,000
Arkansas	ED20AUS3020006	Central Arkansas Planning & Development District, Inc.	Lonoke	Planning	\$210,000	\$52,500
Arkansas	ED20AUS3020008	West Central Arkansas Planning and Development District	Hot Springs National	Planning	\$210,000	\$52,500
Arkansas	ED20AUS3020009	East Arkansas Planning and Development District	Jonesboro	Planning	\$210,000	\$90,000
Arkansas	ED20AUS3070033	Arkansas State University	Jonesboro	Economic Adjustment Assistance	\$300,000	NA
Arkansas	ED20AUS3070035	White River Planning and Development District, Inc.	Batesville	Economic Adjustment Assistance	\$400,000	NA

* All supplemental awards are funded under the Economic Adjustment Assistance (EAA) Program

** Match includes Local (Applicant) match, State, and other federal funding, where applicable

(continued on next page)



SUMMARY OF EDA FY 2020 AWARDS (INCLUDING SUPPLEMENTAL* AWARDS) *(continued)*

State/Territory	Award #	Applicant	City	EDA Program	EDA Funding	Match**
Arkansas	ED20AUS3070036	Northwest Arkansas Economic Development District, Inc.	Harrison	Economic Adjustment Assistance	\$400,000	NA
Arkansas	ED20AUS3070037	Western Arkansas Planning and Development District, Inc.	Fort Smith	Economic Adjustment Assistance	\$400,000	NA
Arkansas	ED20AUS3070038	West Central Arkansas Planning and Development District	Hot Springs National	Economic Adjustment Assistance	\$400,000	NA
Arkansas	ED20AUS3070043	Southeast Arkansas Economic Development District, Inc.	Pine Bluff	Economic Adjustment Assistance	\$400,000	NA
Arkansas	ED20AUS3070050	Southwest Arkansas Planning and Development District, Inc.	Magnolia	Economic Adjustment Assistance	\$400,000	NA
Arkansas	ED20AUS3070051	Central Arkansas Planning and Development District, Inc.	Lonoke	Economic Adjustment Assistance	\$400,000	NA
Arkansas	ED20AUS3070072	University of Arkansas System	Little Rock	Economic Adjustment Assistance	\$300,000	NA
Arkansas	ED20AUS3070078	East Arkansas Planning and Development District	Jonesboro	Economic Adjustment Assistance	\$400,000	NA
Arkansas	87905356	Western Arkansas Intermodal Authority	Fort Smith	Economic Adjustment Assistance	\$360,000	\$90,000
Arkansas	87905365	University of Arkansas Pulaski Technical College	North Little Rock	Economic Adjustment Assistance	\$2,500,000	\$653,230
Arkansas	87905412	Southeast Arkansas Economic Development District	Pine Bluff	Economic Adjustment Assistance	\$2,167,000	NA
Arkansas	87905377	Pulaski County, Arkansas	Little Rock	Economic Adjustment Assistance	\$2,000,000	\$560,636
Arkansas	87905409	FORGE, Inc.	Huntsville	Economic Adjustment Assistance	\$550,000	NA
Arkansas	87905458	City of Newport	Newport	Economic Adjustment Assistance	\$2,500,000	\$625,000
Arkansas	87905364	Southeast Arkansas Economic Development District, Inc. (SEAEDD)	Pine Bluff	Economic Adjustment Assistance	\$2,000,000	\$399,000
Arkansas	87905416	Central Arkansas Planning and Development District	Lonoke	Economic Adjustment Assistance	\$1,001,000	NA

* All supplemental awards are funded under the Economic Adjustment Assistance (EAA) Program

** Match includes Local (Applicant) match, State, and other federal funding, where applicable

(continued on next page)



SUMMARY OF EDA FY 2020 AWARDS (INCLUDING SUPPLEMENTAL* AWARDS) *(continued)*

State/Territory	Award #	Applicant	City	EDA Program	EDA Funding	Match**
Arkansas	80105393	City of Jonesboro	Jonesboro	Public Works	\$2,000,000	\$500,000
Arkansas	87905410	West Central Arkansas Planning and Development District	Hot Springs	Economic Adjustment Assistance	\$550,000	NA
Arkansas	87905388	City of Fayetteville	Fayetteville	Economic Adjustment Assistance	\$2,000,000	\$500,000
Arkansas	87905400	Conway County Levee District 6	Morrilton	Economic Adjustment Assistance	\$1,500,000	\$375,000
Arkansas	87905403	White River Planning and Development District, Inc.	Batesville	Economic Adjustment Assistance	\$1,628,000	NA
Arkansas	80105353	City of Springdale	Springdale	Public Works	\$1,500,000	\$1,031,789
Arkansas	87905425	East Arkansas Planning and Development District	Jonesboro	Economic Adjustment Assistance	\$2,365,000	NA
Arkansas	86905358	University of Arkansas	Fayetteville	Economic Adjustment Assistance	\$700,000	\$175,000
California	ED17SEA3030036	Chico State Enterprises	Chico	Technical Assistance	\$158,971	\$158,971
California	ED20HDQ0200039	University of California San Diego	La Jolla	Regional Innovation Strategies	\$328,542	\$328,542
California	ED20HDQ0200064	Starburst Accelerator, LLC	El Segundo	Regional Innovation Strategies	\$1,391,763	\$1,391,763
California	ED20HDQ3130012	University of Southern California	Los Angeles	Trade Adjustment Assistance for Firms	\$1,391,229	\$263,357
California	ED20SEA3020009	Sierra Business Council	Truckee	Planning	\$225,000	\$225,000
California	ED20SEA3020013	Dry Creek Rancheria	Santa Rosa	Planning	\$135,000	NA
California	ED20SEA3070018	The Yuba-Sutter Economic Development Corporation	Yuba City	Economic Adjustment Assistance	\$377,831	NA
California	ED20SEA3070024	3CORE, Inc.	Chico	Economic Adjustment Assistance	\$400,000	NA

* All supplemental awards are funded under the Economic Adjustment Assistance (EAA) Program

** Match includes Local (Applicant) match, State, and other federal funding, where applicable

(continued on next page)



SUMMARY OF EDA FY 2020 AWARDS (INCLUDING SUPPLEMENTAL* AWARDS) (continued)

State/Territory	Award #	Applicant	City	EDA Program	EDA Funding	Match**
California	ED20SEA3070028	Superior California Economic Development, Inc.	Redding	Economic Adjustment Assistance	\$400,000	NA
California	ED20SEA3070045	County of Sonoma	Santa Rosa	Economic Adjustment Assistance	\$400,000	NA
California	ED20SEA3070046	Dry Creek Rancheria	Santa Rosa	Economic Adjustment Assistance	\$149,983	NA
California	ED20SEA3070053	Chico State Enterprises	Chico	Economic Adjustment Assistance	\$300,000	NA
California	ED20SEA3070058	Sierra Business Council	Truckee	Economic Adjustment Assistance	\$329,272	NA
California	77907595	California Association for Local Economic Development	Sacramento	Economic Adjustment Assistance	\$2,112,000	NA
California	77907581	Feed the Hunger Foundation	San Francisco	Economic Adjustment Assistance	\$649,000	NA
California	77907565	AgTech Innovation Alliance	Woodland	Economic Adjustment Assistance	\$499,703	\$287,872
California	77907539	3CORE, INC.	Chico	Economic Adjustment Assistance	\$1,878,000	\$400,000
California	77907489	City of Long Beach	Long Beach	Economic Adjustment Assistance	\$8,960,000	\$2,240,000
California	77907605	City of Berkeley	Berkeley	Economic Adjustment Assistance	\$814,000	NA
California	7790746901	Superior California Economic Development	Redding	Economic Adjustment Assistance	\$530,133	NA
California	76907556	Yurok Tribe	Klamath	Economic Adjustment Assistance	\$105,600	\$83,182
California	77907577	City of Fresno	Fresno	Economic Adjustment Assistance	\$913,000	NA
California	77907552	County of Butte	Oroville	Economic Adjustment Assistance	\$539,788	NA
California	77907569	PACE Finance Corporation	Los Angeles	Economic Adjustment Assistance	\$3,597,000	NA

* All supplemental awards are funded under the Economic Adjustment Assistance (EAA) Program

** Match includes Local (Applicant) match, State, and other federal funding, where applicable

(continued on next page)



SUMMARY OF EDA FY 2020 AWARDS (INCLUDING SUPPLEMENTAL* AWARDS) *(continued)*

State/Territory	Award #	Applicant	City	EDA Program	EDA Funding	Match**
California	77907600	Pacific Coast Regional SBDC	Los Angeles	Economic Adjustment Assistance	\$4,015,000	NA
California	77907572	County of Monterey	Salinas	Economic Adjustment Assistance	\$1,760,000	NA
California	77907601	City of San Diego	San Diego	Economic Adjustment Assistance	\$1,782,000	NA
California	77907533	The Beall Family Foundation	Newport Beach	Economic Adjustment Assistance	\$3,000,000	\$3,000,000
California	76907530	Amador County	Jackson	Economic Adjustment Assistance	\$70,000	\$17,500
California	77907603	County of San Joaquin	Stockton	Economic Adjustment Assistance	\$5,389,683	NA
California	77907568	Success Capital Expansion & Development Corporation	Modesto	Economic Adjustment Assistance	\$836,000	NA
California	77907500	Cal Poly Corporation	San Luis Obispo	Economic Adjustment Assistance	\$6,745,200	\$4,427,800
California	77907570	Superior California Economic Development	Redding	Economic Adjustment Assistance	\$1,100,000	NA
California	70107532	City of Orange Cove	Orange Cove	Public Works	\$1,942,800	\$485,700
California	77907518	Sonoma County Community College District	Santa Rosa	Economic Adjustment Assistance	\$7,120,000	\$1,000,000
California	77907578	Los Angeles County Development Authority	Alhambra	Economic Adjustment Assistance	\$10,989,000	NA
California	77907571	3CORE, INC.	Chico	Economic Adjustment Assistance	\$1,408,000	NA
California	77907596	Economic Development and Financing Corporation	Ukiah	Economic Adjustment Assistance	\$550,000	NA
California	77907575	California Capital FDC	Sacramento	Economic Adjustment Assistance	\$550,000	NA

* All supplemental awards are funded under the Economic Adjustment Assistance (EAA) Program

** Match includes Local (Applicant) match, State, and other federal funding, where applicable

(continued on next page)



SUMMARY OF EDA FY 2020 AWARDS (INCLUDING SUPPLEMENTAL* AWARDS) *(continued)*

State/Territory	Award #	Applicant	City	EDA Program	EDA Funding	Match**
California	76907637	Dry Creek Rancheria Band of Pomo Indians	Geyserville	Economic Adjustment Assistance	\$83,900	NA
California	77907609	City of Los Angeles, Retail Center	Los Angeles	Economic Adjustment Assistance	\$2,591,856	NA
California	77907594	Redwood Region Economic Development Commission	Eureka	Economic Adjustment Assistance	\$5,093,000	NA
California	7010741301	County of Yuba	Olivehurst	Public Works	\$523,659	\$130,914
California	77907527	Town of Paradise	Paradise	Economic Adjustment Assistance	\$300,000	\$75,000
California	77907602	City and County of San Francisco	San Francisco	Economic Adjustment Assistance	\$550,000	NA
California	77907604	Southland Economic Development Corporation	Santa Ana	Economic Adjustment Assistance	\$550,000	NA
California	77907576	Economic Development Collaborative-Ventura County	Camarillo	Economic Adjustment Assistance	\$2,695,000	NA
California	77907580	County of Riverside Business and Community Services	Riverside	Economic Adjustment Assistance	\$858,000	NA
California	77907608	City of El Centro	El Centro	Economic Adjustment Assistance	\$550,000	NA
California	77907599	City of Oakland	Oakland	Economic Adjustment Assistance	\$550,000	NA
California	76907531	3CORE, Inc.	Chico	Economic Adjustment Assistance	\$120,000	\$30,000
California	77907579	City of Long Beach	Long Beach	Economic Adjustment Assistance	\$2,683,992	NA
California	77907597	Fresno Area Hispanic Foundation	Fresno	Economic Adjustment Assistance	\$550,000	NA
California	77907598	Fresno Community Development Financial Institution	Fresno	Economic Adjustment Assistance	\$550,000	NA
Colorado	ED16DEN3020032	Southern Colorado Economic Development District, Inc.	Pueblo	Planning	\$17,500	\$4,375

* All supplemental awards are funded under the Economic Adjustment Assistance (EAA) Program

** Match includes Local (Applicant) match, State, and other federal funding, where applicable

(continued on next page)



SUMMARY OF EDA FY 2020 AWARDS (INCLUDING SUPPLEMENTAL* AWARDS) *(continued)*

State/Territory	Award #	Applicant	City	EDA Program	EDA Funding	Match**
Colorado	ED18DEN3020036	Southern Ute Indian Tribe	Ignacio	Planning	\$51,000	NA
Colorado	ED20DEN3020001	San Luis Valley Development Resources Group	Alamosa	Planning	\$227,500	\$97,500
Colorado	ED20DEN3020002	NWCCOG – Economic Development District	Silverthorne	Planning	\$227,500	\$227,500
Colorado	ED20DEN3020012	Southern Colorado Economic Development District, Inc.	Pueblo	Planning	\$210,000	\$52,500
Colorado	ED20DEN3020016	Associated Governments of Northwest Colorado	Rifle	Planning	\$70,000	\$70,000
Colorado	ED20DEN3020148	Ute Mountain Ute Tribe	Towaoc	Planning	\$153,000	NA
Colorado	ED20DEN3030003	County of Cheyenne	Cheyenne Wells	Technical Assistance	\$20,000	\$20,000
Colorado	ED20DEN3070036	Region 10 League for Economic Assistance and Planning, Inc.	Montrose	Economic Adjustment Assistance	\$400,000	NA
Colorado	ED20DEN3070046	East Central Council of Governments	Stratton	Economic Adjustment Assistance	\$150,000	NA
Colorado	ED20DEN3070048	NWCCOG – Economic Development District	Silverthorne	Economic Adjustment Assistance	\$400,000	NA
Colorado	ED20DEN3070052	Region 9 Economic Development District of Southwest Colorado, Inc.	Durango	Economic Adjustment Assistance	\$303,503	NA
Colorado	ED20DEN3070065	Ute Mountain Ute Tribe	Towaoc	Economic Adjustment Assistance	\$150,000	NA
Colorado	ED20DEN3070074	Southern Colorado Economic Development District, Inc.	Pueblo	Economic Adjustment Assistance	\$400,000	NA
Colorado	ED20DEN3070087	Associated Governments of Northwest Colorado	Rifle	Economic Adjustment Assistance	\$400,000	NA
Colorado	ED20DEN3070100	Southern Ute Indian Tribe	Ignacio	Economic Adjustment Assistance	\$150,000	NA
Colorado	ED20DEN3070118	San Luis Valley Development Resources Group	Alamosa	Economic Adjustment Assistance	\$397,148	NA

* All supplemental awards are funded under the Economic Adjustment Assistance (EAA) Program

** Match includes Local (Applicant) match, State, and other federal funding, where applicable

(continued on next page)



SUMMARY OF EDA FY 2020 AWARDS (INCLUDING SUPPLEMENTAL* AWARDS) *(continued)*

State/Territory	Award #	Applicant	City	EDA Program	EDA Funding	Match**
Colorado	ED20HDQ0200020	Greater Colorado Venture Fund GP, LLC	Telluride	Regional Innovation Strategies	\$285,000	\$285,000
Colorado	ED20HDQ3130009	The Regents of the University of Colorado	Boulder	Trade Adjustment Assistance for Firms	\$1,264,044	\$392,384
Colorado	57905978	Region 9 Economic Development District of Southwest Colorado	Durango	Economic Adjustment Assistance	\$440,000	NA
Colorado	57905979	San Luis Valley Development Resources Group	Alamosa	Economic Adjustment Assistance	\$968,000	NA
Colorado	57905981	Western Colorado Business Development Corporation	Grand Junction	Economic Adjustment Assistance	\$550,000	NA
Colorado	50105956	The Regents of the University of Colorado	Colorado Springs	Public Works	\$2,750,000	\$2,750,000
Connecticut	ED16PHI3030069	University of Connecticut	Storrs	Technical Assistance	\$116,667	\$216,938
Connecticut	ED19PHI3020046	Shelton Economic Development Corporation	Shelton	Planning	\$70,000	\$70,000
Connecticut	ED19PHI3020058	Southeastern Connecticut Enterprise Region Corporation	Groton	Planning	\$70,000	\$70,000
Connecticut	ED19PHI3020071	Northwest Hills Council of Governments	Goshen	Planning	\$60,000	\$79,409
Connecticut	ED20PHI3070053	Shelton Economic Development Corporation	Shelton	Economic Adjustment Assistance	\$400,000	NA
Connecticut	ED20PHI3070059	Southeastern Connecticut Enterprise Region Corporation	Groton	Economic Adjustment Assistance	\$400,000	NA
Connecticut	ED20PHI3070068	Northwest Hills Council of Governments	Goshen	Economic Adjustment Assistance	\$400,000	NA
Connecticut	ED20PHI3070070	University of Connecticut	Storrs	Economic Adjustment Assistance	\$300,000	NA
Connecticut	17914967	Community Investment Corporation	Hamden	Economic Adjustment Assistance	\$3,465,000	NA
Connecticut	17973018	Southeastern Connecticut Enterprise Region Corporation	Groton	Economic Adjustment Assistance	\$1,936,000	NA

* All supplemental awards are funded under the Economic Adjustment Assistance (EAA) Program

** Match includes Local (Applicant) match, State, and other federal funding, where applicable

(continued on next page)



SUMMARY OF EDA FY 2020 AWARDS (INCLUDING SUPPLEMENTAL* AWARDS) *(continued)*

State/Territory	Award #	Applicant	City	EDA Program	EDA Funding	Match**
Connecticut	1791425701	City of Stamford	Stamford	Economic Adjustment Assistance	\$1,060,291	\$366,674
Delaware	ED16PHI3030068	Delaware State University	Dover	Technical Assistance	\$116,667	\$118,220
Delaware	ED20HDQ0200028	Delaware Innovation Space, Inc.	Wilmington	Regional Innovation Strategies	\$1,488,083	\$1,488,083
Delaware	ED20PHI3070043	Delaware State University	Dover	Economic Adjustment Assistance	\$300,000	NA
Delaware	17915000	Wilmington Economic Development Corporation	Wilmington	Economic Adjustment Assistance	\$616,000	NA
Delaware	17915020	True Access Capital Corporation	Wilmington	Economic Adjustment Assistance	\$1,199,000	NA
District of Columbia	ED18HDQ3120012	The Urban Institute	Washington	Research and National Technical Assistance	\$363,066	NA
District of Columbia	ED19DEN3030029	Pan American Development Foundation, Inc.	Washington	Technical Assistance	\$31,696	\$31,696
District of Columbia	ED20AUS3030020	National Association of Development Organizations (NADO) Research Foundation, Inc.	Washington	Planning	\$345,000	\$125,000
District of Columbia	ED20AUS3030021	International Economic Development Council (IEDC)	Washington	Technical Assistance	\$106,100	NA
District of Columbia	ED20DEN3030152	National Association of Development Organizations (NADO) Research Foundation, Inc.	Washington	Technical Assistance	\$47,154	\$11,790
District of Columbia	ED20HDQ0200030	Halcyon House	Washington	Regional Innovation Strategies	\$1,472,213	\$1,783,850
District of Columbia	ED20HDQ3030071	National Association of Development Organizations Research (NADO) Foundation, Inc.	Washington	Technical Assistance	\$482,849	\$56,388
District of Columbia	ED20HDQ3070067	International Economic Development Council, Inc.	Washington	Economic Adjustment Assistance	\$351,247	NA

* All supplemental awards are funded under the Economic Adjustment Assistance (EAA) Program

** Match includes Local (Applicant) match, State, and other federal funding, where applicable

(continued on next page)



SUMMARY OF EDA FY 2020 AWARDS (INCLUDING SUPPLEMENTAL* AWARDS) (continued)

State/Territory	Award #	Applicant	City	EDA Program	EDA Funding	Match**
District of Columbia	56905954	International Economic Development Council (IEDC)	Washington	Economic Adjustment Assistance	\$550,280	\$137,570
District of Columbia	ED20HDQ3030068	Smart Growth America	Washington	Research and National Technical Assistance	\$1,490,326	NA
Federated States of Micronesia	77907560	Kosrae Housing and Rural Development Authority	Kosrae	Economic Adjustment Assistance	\$400,000	\$100,000
Florida	ED17ATL3030031	Florida A&M University	Tallahassee	Technical Assistance	\$118,000	\$118,000
Florida	ED17ATL3030036	University of Florida	Gainesville	Technical Assistance	\$118,000	\$118,000
Florida	ED20ATL3020001	Northeast Florida Regional Council	Jacksonville	Planning	\$210,000	\$140,000
Florida	ED20ATL3020005	Tampa Bay Regional Planning Council	Pinellas Park	Planning	\$210,000	\$210,000
Florida	ED20ATL3020008	Treasure Coast Regional Planning Council	Stuart	Planning	\$210,000	\$210,000
Florida	ED20ATL3020011	Southwest Florida Regional Planning Council	Fort Myers	Planning	\$210,000	\$90,000
Florida	ED20ATL3020018	East Central Florida Regional Planning Council Inc.	Orlando	Planning	\$210,000	\$140,000
Florida	ED20ATL3020023	Apalachee Regional Planning Council	Tallahassee	Planning	\$210,000	\$90,000
Florida	ED20ATL3020024	North Central Florida Regional Planning Council	Gainesville	Planning	\$210,000	\$52,500
Florida	ED20ATL3070049	Treasure Coast Regional Planning Council	Stuart	Economic Adjustment Assistance	\$400,000	NA
Florida	ED20ATL3070051	East Central Florida Regional Planning Council Inc	Orlando	Economic Adjustment Assistance	\$400,000	NA
Florida	ED20ATL3070052	Central Florida Regional Planning Council	Bartow	Economic Adjustment Assistance	\$400,000	NA

* All supplemental awards are funded under the Economic Adjustment Assistance (EAA) Program

** Match includes Local (Applicant) match, State, and other federal funding, where applicable

(continued on next page)



SUMMARY OF EDA FY 2020 AWARDS (INCLUDING SUPPLEMENTAL* AWARDS) *(continued)*

State/Territory	Award #	Applicant	City	EDA Program	EDA Funding	Match**
Florida	ED20ATL3070061	Tampa Bay Regional Planning Council	Pinellas Park	Economic Adjustment Assistance	\$400,000	NA
Florida	ED20ATL3070070	Northeast Florida Regional Council	Jacksonville	Economic Adjustment Assistance	\$400,000	NA
Florida	ED20ATL3070075	Apalachee Regional Planning Council	Tallahassee	Economic Adjustment Assistance	\$400,000	NA
Florida	ED20ATL3070080	North Central Florida Regional Planning Council	Gainesville	Economic Adjustment Assistance	\$400,000	NA
Florida	ED20ATL3070091	West Florida Regional Planning Council	Pensacola	Economic Adjustment Assistance	\$400,000	NA
Florida	ED20ATL3070093	South Florida Regional Planning Council	Hollywood	Economic Adjustment Assistance	\$400,000	NA
Florida	ED20ATL3070103	University of Florida	Gainesville	Economic Adjustment Assistance	\$300,000	NA
Florida	ED20ATL3070114	Florida A&M University	Tallahassee	Economic Adjustment Assistance	\$299,987	NA
Florida	ED20ATL3070117	Southwest Florida Regional Planning Council	Fort Myers	Economic Adjustment Assistance	\$400,000	NA
Florida	47907543	Apalachee Regional Planning Council	Tallahassee	Economic Adjustment Assistance	\$638,000	NA
Florida	47907433	Indian River State College	Fort Pierce	Economic Adjustment Assistance	\$2,000,000	\$11,195,339
Florida	47907449	Florida Department of Economic Opportunity	Tallahassee	Economic Adjustment Assistance	\$8,000,000	\$2,000,000
Florida	47907446	Apalachee Regional Planning Council	Tallahassee	Economic Adjustment Assistance	\$800,000	\$200,000
Florida	47907544	South Florida Regional Planning Council, Inc.	Hollywood	Economic Adjustment Assistance	\$5,918,000	NA
Florida	46907445	Florida A&M University (Florida Agricultural and Mechanical University)	Tallahassee	Economic Adjustment Assistance	\$385,953	\$104,711
Florida	47907448	Jackson County	Marianna	Economic Adjustment Assistance	\$2,623,000	\$2,000,000

* All supplemental awards are funded under the Economic Adjustment Assistance (EAA) Program

** Match includes Local (Applicant) match, State, and other federal funding, where applicable

(continued on next page)



SUMMARY OF EDA FY 2020 AWARDS (INCLUDING SUPPLEMENTAL* AWARDS) (continued)

State/Territory	Award #	Applicant	City	EDA Program	EDA Funding	Match**
Florida	40107471	District Board of Trustees of Pensacola State College	Pensacola	Public Works	\$1,600,000	\$2,905,875
Florida	47907447	Leon County Research and Development Authority	Tallahassee	Economic Adjustment Assistance	\$10,214,022	\$6,809,348
Georgia	ED17ATL3030028	Georgia Southern University Research and Service Foundation, Inc.	Statesboro	Technical Assistance	\$118,000	\$118,000
Georgia	ED17ATL3030029	Georgia Tech Research Corporation	Atlanta	Technical Assistance	\$118,000	\$118,000
Georgia	ED20ATL3020002	Central Savannah River Area Regional Commission	Augusta	Planning	\$210,000	\$52,500
Georgia	ED20ATL3020004	Northeast Georgia Regional Commission, Inc.	Athens	Planning	\$210,000	\$140,000
Georgia	ED20ATL3020012	Georgia Mountains Regional Development Commission	Gainesville	Planning	\$ 210,000	\$140,000
Georgia	ED20ATL3020016	Heart of Georgia Altamaha Regional Commission	Eastman	Planning	\$210,000	\$52,500
Georgia	ED20ATL3020017	Three Rivers Regional Commission	Griffin	Planning	\$210,000	\$140,000
Georgia	ED20ATL3020019	The Middle Georgia Regional Commission	Macon	Planning	\$225,000	\$96,429
Georgia	ED20ATL3020021	Atlanta Regional Commission	Atlanta	Planning	\$210,000	\$140,000
Georgia	ED20ATL3020022	Northwest Georgia Regional Commission	Rome	Planning	\$210,000	\$90,000
Georgia	ED20ATL3070037	Central Savannah River Area Regional Commission	Augusta	Economic Adjustment Assistance	\$394,000	NA
Georgia	ED20ATL3070067	Georgia Tech Research Corporation	Atlanta	Economic Adjustment Assistance	\$300,000	NA
Georgia	ED20ATL3070069	Georgia Southern University Research and Service Foundation, Inc.	Statesboro	Economic Adjustment Assistance	\$300,000	NA

* All supplemental awards are funded under the Economic Adjustment Assistance (EAA) Program

** Match includes Local (Applicant) match, State, and other federal funding, where applicable

(continued on next page)



SUMMARY OF EDA FY 2020 AWARDS (INCLUDING SUPPLEMENTAL* AWARDS) (continued)

State/Territory	Award #	Applicant	City	EDA Program	EDA Funding	Match**
Georgia	ED20ATL3070081	Northwest Georgia Regional Commission	Rome	Economic Adjustment Assistance	\$400,000	NA
Georgia	ED20ATL3070082	Northeast Georgia Regional Commission, Inc.	Athens	Economic Adjustment Assistance	\$400,000	NA
Georgia	ED20ATL3070083	Southwest Georgia Regional Commission	Camilla	Economic Adjustment Assistance	\$400,000	NA
Georgia	ED20ATL3070088	Three Rivers Regional Commission	Griffin	Economic Adjustment Assistance	\$310,000	NA
Georgia	ED20ATL3070090	Georgia Mountains Regional Commission	Gainesville	Economic Adjustment Assistance	\$400,000	NA
Georgia	ED20ATL3070096	Heart of Georgia Altamaha Regional Commission	Eastman	Economic Adjustment Assistance	\$165,132	NA
Georgia	ED20ATL3070097	The Middle Georgia Regional Commission	Macon	Economic Adjustment Assistance	\$400,000	NA
Georgia	ED20ATL3070098	River Valley Regional Commission	Columbus	Economic Adjustment Assistance	\$400,000	NA
Georgia	ED20ATL3070108	Southern Georgia Regional Commission	Valdosta	Economic Adjustment Assistance	\$400,000	NA
Georgia	ED20ATL3070110	Atlanta Regional Commission	Atlanta	Economic Adjustment Assistance	\$400,000	NA
Georgia	ED20HDQ0200045	Emory University	Atlanta	Regional Innovation Strategies	\$292,023	\$292,800
Georgia	ED20HDQ3130010	Georgia Tech Research Corporation	Atlanta	Trade Adjustment Assistance for Firms	\$1,221,560	\$395,658
Georgia	47907520	Northwest Georgia Regional Commission	Rome	Economic Adjustment Assistance	\$550,000	NA
Georgia	47907533	City of Atlanta GA	Atlanta	Economic Adjustment Assistance	\$836,000	NA
Georgia	17914965	Operation Hope, Inc.	Atlanta	Economic Adjustment Assistance	\$450,228	\$399,998
Georgia	47907510	Middle Georgia Regional Commission	Macon	Economic Adjustment Assistance	\$3,289,000	NA

* All supplemental awards are funded under the Economic Adjustment Assistance (EAA) Program

** Match includes Local (Applicant) match, State, and other federal funding, where applicable

(continued on next page)



SUMMARY OF EDA FY 2020 AWARDS (INCLUDING SUPPLEMENTAL* AWARDS) (continued)

State/Territory	Award #	Applicant	City	EDA Program	EDA Funding	Match**
Georgia	47907506	Southern Georgia Regional Commission	Valdosta	Economic Adjustment Assistance	\$825,000	NA
Georgia	47907522	Southwest Georgia Regional Commission	Camilla	Economic Adjustment Assistance	\$550,000	NA
Georgia	47907549	Coastal Area District Development Authority, Inc.	Brunswick	Economic Adjustment Assistance	\$11,000,000	NA
Georgia	47907521	Georgia Mountains Regional Development Commission	Gainesville	Economic Adjustment Assistance	\$2,101,000	NA
Georgia	46907450	Moultrie-Colquitt County Development Authority	Moultrie	Economic Adjustment Assistance	\$60,000	\$15,000
Georgia	40107451	Banks County	Homer	Public Works	\$1,500,000	\$3,056,150
Georgia	40107414	Valdosta and Lowndes Chamber of Commerce	Valdosta	Public Works	\$2,558,935	\$1,705,957
Georgia	47907499	CSRA Resource Development Agency, Inc.	Augusta	Economic Adjustment Assistance	\$3,718,000	NA
Georgia	47907512	River Valley Regional Development Center	Columbus	Economic Adjustment Assistance	\$1,001,000	NA
Hawaii	ED17SEA3030023	University of Hawaii Systems	Honolulu	Technical Assistance	\$125,000	\$125,000
Hawaii	ED20HDQ0200042	XLR8X	Honolulu	Regional Innovation Strategies	\$300,000	\$300,000
Hawaii	ED20SEA3020090	Pacific Basin Development Council	Honolulu	Planning	\$85,000	\$21,250
Hawaii	ED20SEA3070033	University of Hawaii Systems	Honolulu	Economic Adjustment Assistance	\$300,000	NA
Idaho	ED17SEA3030026	Boise State University	Boise	Technical Assistance	\$125,000	\$125,000
Idaho	ED20HDQ0200035	Boise State University	Boise	Regional Innovation Strategies	\$1,500,000	\$1,500,000
Idaho	ED20SEA3070022	Clearwater Economic Development Association	Lewiston	Economic Adjustment Assistance	\$400,000	NA

* All supplemental awards are funded under the Economic Adjustment Assistance (EAA) Program

** Match includes Local (Applicant) match, State, and other federal funding, where applicable

(continued on next page)



SUMMARY OF EDA FY 2020 AWARDS (INCLUDING SUPPLEMENTAL* AWARDS) *(continued)*

State/Territory	Award #	Applicant	City	EDA Program	EDA Funding	Match**
Idaho	ED20SEA3070038	Region IV Development Association, Inc.	Twin Falls	Economic Adjustment Assistance	\$400,000	NA
Idaho	ED20SEA3070054	Boise State University	Boise	Economic Adjustment Assistance	\$300,000	NA
Idaho	ED20SEA3070059	Southeast Idaho Council of Governments, Inc.	Pocatello	Economic Adjustment Assistance	\$400,000	NA
Idaho	ED20SEA3070065	Shoshone-Bannock Tribes of the Fort Hall Reservation of Idaho	Fort Hall	Economic Adjustment Assistance	\$150,000	NA
Idaho	ED20SEA3070068	Panhandle Area Council Inc.	Hayden	Economic Adjustment Assistance	\$400,000	NA
Idaho	ED20SEA3070071	East-Central Idaho Planning and Development Association, Inc.	Rexburg	Economic Adjustment Assistance	\$400,000	NA
Idaho	ED20SEA3070081	Nez Perce Tribe	Lapwai	Economic Adjustment Assistance	\$107,918	NA
Idaho	77907529	Jefferson County	Rigby	Economic Adjustment Assistance	\$455,000	\$113,750
Idaho	77907587	East-Central Idaho Planning and Development Association, Inc.	Rexburg	Economic Adjustment Assistance	\$2,266,000	NA
Idaho	70107509	Idaho State University	Pocatello	Public Works	\$2,271,953	\$567,988
Idaho	77907574	Panhandle Area Council Inc.	Hayden	Economic Adjustment Assistance	\$3,168,000	NA
Idaho	77907541	East-Central Idaho Planning & Development Association, Inc.	Rexburg	Economic Adjustment Assistance	\$1,000,000	\$428,571
Idaho	70107583	College of Eastern Idaho	Idaho Falls	Public Works	\$1,200,000	\$1,200,000
Idaho	77907592	Southeast Idaho Council of Governments, Inc.	Pocatello	Economic Adjustment Assistance	\$1,243,000	NA
Idaho	77907586	Clearwater Economic Development Association	Lewiston	Economic Adjustment Assistance	\$1,001,000	NA
Idaho	77907589	Region IV Development Association, Inc.	Twin Falls	Economic Adjustment Assistance	\$3,201,000	NA

* All supplemental awards are funded under the Economic Adjustment Assistance (EAA) Program

** Match includes Local (Applicant) match, State, and other federal funding, where applicable

(continued on next page)



SUMMARY OF EDA FY 2020 AWARDS (INCLUDING SUPPLEMENTAL* AWARDS) *(continued)*

State/Territory	Award #	Applicant	City	EDA Program	EDA Funding	Match**
Illinois	ED16CHI3030029	University of Illinois	Chicago	Technical Assistance	\$54,000	\$54,000
Illinois	ED16CHI3030031	University of Illinois	Urbana	Technical Assistance	\$54,000	\$54,000
Illinois	ED18CHI3020006	Blackhawk Hills Resource Conservation & Development	Rock Falls	Planning	\$70,000	\$70,000
Illinois	ED18CHI3020016	North Central Illinois Council of Governments	Ottawa	Planning	\$70,000	\$70,000
Illinois	ED20CHI3020006	Western Illinois Regional Council	Macomb	Planning	\$70,000	\$70,000
Illinois	ED20CHI3020015	South Central Illinois Regional Planning and Development Commission	Salem	Planning	\$210,000	\$210,000
Illinois	ED20CHI3020019	Region 1 Joint Planning Commission	Rockford	Planning	\$46,235	\$46,456
Illinois	ED20CHI3020027	Bi-State Regional Commission	Rock Island	Planning	\$210,000	\$210,000
Illinois	ED20CHI3030028	County of Peoria	Peoria	Technical Assistance	\$60,000	\$60,000
Illinois	ED20CHI3070029	Greater Egypt Regional Planning and Development Commission	Marion	Economic Adjustment Assistance	\$400,000	NA
Illinois	ED20CHI3070033	Southern Five Regional Planning District and Development Commission	Ullin	Economic Adjustment Assistance	\$399,976	NA
Illinois	ED20CHI3070036	University of Illinois	Chicago	Economic Adjustment Assistance	\$300,000	NA
Illinois	ED20CHI3070039	Bi-State Regional Commission	Rock Island	Economic Adjustment Assistance	\$400,000	NA
Illinois	ED20CHI3070042	Southeastern Illinois Regional Planning and Development Commission	Harrisburg	Economic Adjustment Assistance	\$174,054	NA
Illinois	ED20CHI3070043	University of Illinois	Urbana	Economic Adjustment Assistance	\$300,000	NA
Illinois	ED20CHI3070055	Southwestern Illinois Metropolitan and Regional Planning Commission	Fairview Heights	Economic Adjustment Assistance	\$354,097	NA

* All supplemental awards are funded under the Economic Adjustment Assistance (EAA) Program

** Match includes Local (Applicant) match, State, and other federal funding, where applicable

(continued on next page)



SUMMARY OF EDA FY 2020 AWARDS (INCLUDING SUPPLEMENTAL* AWARDS) (continued)

State/Territory	Award #	Applicant	City	EDA Program	EDA Funding	Match**
Illinois	ED20CHI3070059	EDC, Inc. The Economic Development Council for the Peoria Area	Peoria	Economic Adjustment Assistance	\$400,000	NA
Illinois	ED20CHI3070061	North Central Illinois Council of Governments	Ottawa	Economic Adjustment Assistance	\$388,795	NA
Illinois	ED20CHI3070080	Blackhawk Hills Resource Conservation & Development	Rock Falls	Economic Adjustment Assistance	\$400,000	NA
Illinois	ED20CHI3070086	South Central Illinois Regional Planning and Development Commission	Salem	Economic Adjustment Assistance	\$400,000	NA
Illinois	ED20CHI3070089	Western Illinois Regional Council	Macomb	Economic Adjustment Assistance	\$388,000	NA
Illinois	ED20HDQ0200057	Clean Energy Trust	Chicago	Regional Innovation Strategies	\$299,703	\$299,703
Illinois	ED20HDQ0200060	mHUB	Chicago	Regional Innovation Strategies	\$1,287,896	\$1,518,104
Illinois	ED20HDQ0200062	Governors State University	University Park	Regional Innovation Strategies	\$578,884	\$579,146
Illinois	ED20HDQ3130005	Applied Strategies International Ltd.	Chicago	Trade Adjustment Assistance for Firms	\$1,019,124	\$286,387
Illinois	67906208	City of Peoria	Peoria	Economic Adjustment Assistance	\$1,419,000	NA
Illinois	60106157	Village of Atkinson	Atkinson	Public Works	\$513,274	\$513,274
Illinois	67906203	ACCION/Chicago, Inc.	Chicago	Economic Adjustment Assistance	\$1,848,000	NA
Illinois	67906238	BI-State Regional Commission	Rock Island	Economic Adjustment Assistance	\$2,475,000	NA
Illinois	60106213	America's Central Port District	Granite City	Public Works	\$2,500,000	\$1,072,000
Illinois	67906170	Southern Illinois Airport Authority	Carbondale	Economic Adjustment Assistance	\$3,319,516	\$829,879
Illinois	67906209	Henry County	Cambridge	Economic Adjustment Assistance	\$1,298,000	NA

* All supplemental awards are funded under the Economic Adjustment Assistance (EAA) Program

** Match includes Local (Applicant) match, State, and other federal funding, where applicable

(continued on next page)



SUMMARY OF EDA FY 2020 AWARDS (INCLUDING SUPPLEMENTAL* AWARDS) *(continued)*

State/Territory	Award #	Applicant	City	EDA Program	EDA Funding	Match**
Illinois	60106181	City of Calumet	Calumet City	Public Works	\$3,377,902	\$844,475
Illinois	67906193	Southern Five Regional Planning District and Development Commission	Villa Ridge	Economic Adjustment Assistance	\$550,000	NA
Illinois	67906204	City of Rockford	Rockford	Economic Adjustment Assistance	\$704,000	NA
Indiana	ED16CHI3030033	Purdue University	West Lafayette	Technical Assistance	\$160,000	\$164,431
Indiana	ED17HDQ3120040	Trustees of Indiana University	Bloomington	Research and National Technical Assistance	\$952,574	NA
Indiana	ED20CHI3020002	Kankakee-Iroquois Regional Planning Commission	Monon	Planning	\$210,000	\$210,000
Indiana	ED20CHI3020017	Michiana Area Council of Governments	South Bend	Planning	\$70,000	\$70,000
Indiana	ED20CHI3020021	Region III-A Development & Regional Planning Commission	Kendallville	Planning	\$204,721	\$204,721
Indiana	ED20CHI3020024	Northwestern Indiana Regional Planning Commission	Portage	Planning	\$70,000	\$70,000
Indiana	ED20CHI3020025	Southern Indiana Development Commission	Loogootee	Planning	\$210,000	\$210,000
Indiana	ED20CHI3030026	Southeast Neighborhood Development, Inc.	Indianapolis	Technical Assistance	\$45,000	\$45,000
Indiana	ED20CHI3070031	Indiana 15 Regional Planning Commission	Ferdinand	Economic Adjustment Assistance	\$400,000	NA
Indiana	ED20CHI3070041	Northwestern Indiana Regional Planning Commission	Portage	Economic Adjustment Assistance	\$400,000	NA
Indiana	ED20CHI3070054	Purdue University	West Lafayette	Economic Adjustment Assistance	\$300,000	NA
Indiana	ED20CHI3070062	West Central Indiana Economic Development District, Inc.	Terre Haute	Economic Adjustment Assistance	\$400,000	NA

* All supplemental awards are funded under the Economic Adjustment Assistance (EAA) Program

** Match includes Local (Applicant) match, State, and other federal funding, where applicable

(continued on next page)



SUMMARY OF EDA FY 2020 AWARDS (INCLUDING SUPPLEMENTAL* AWARDS) *(continued)*

State/Territory	Award #	Applicant	City	EDA Program	EDA Funding	Match**
Indiana	ED20CHI3070065	Southern Indiana Development Commission	Loogootee	Economic Adjustment Assistance	\$400,000	NA
Indiana	ED20CHI3070068	Michiana Area Council of Governments	South Bend	Economic Adjustment Assistance	\$400,000	NA
Indiana	ED20CHI3070074	Kankakee-Iroquois Regional Planning Commission	Monon	Economic Adjustment Assistance	\$377,424	NA
Indiana	ED20CHI3070081	Region III-A Development & Regional Planning Commission	Kendallville	Economic Adjustment Assistance	\$396,800	NA
Indiana	ED20CHI3070083	Southeastern Indiana Regional Planning Commission	Versailles	Economic Adjustment Assistance	\$400,000	NA
Indiana	ED20CHI3070085	River Hills Economic Development Corporation	Jeffersonville	Economic Adjustment Assistance	\$400,000	NA
Indiana	67906235	Northwestern Indiana Regional Planning Commission	Portage	Economic Adjustment Assistance	\$583,000	NA
Indiana	67906211	City of Evansville	Evansville	Economic Adjustment Assistance	\$550,000	NA
Indiana	67906207	City of Vincennes	Vincennes	Economic Adjustment Assistance	\$732,080	\$183,020
Indiana	67906233	City of Fort Wayne	Fort Wayne	Economic Adjustment Assistance	\$6,054,807	NA
Indiana	67906171	White County	Monticello	Economic Adjustment Assistance	\$4,500,000	\$2,894,000
Indiana	67906236	City of Kokomo	Kokomo	Economic Adjustment Assistance	\$660,000	NA
Indiana	67906237	City of South Bend	South Bend	Economic Adjustment Assistance	\$7,689,000	NA
Indiana	60106167	Town of Ashley	Ashley	Public Works	\$1,218,000	\$812,000
Indiana	67906231	City of Scottsburg	Scottsburg	Economic Adjustment Assistance	\$550,000	NA
Indiana	60106184	Clinton County	Frankfort	Public Works	\$3,000,000	\$5,133,000

* All supplemental awards are funded under the Economic Adjustment Assistance (EAA) Program

** Match includes Local (Applicant) match, State, and other federal funding, where applicable

(continued on next page)



SUMMARY OF EDA FY 2020 AWARDS (INCLUDING SUPPLEMENTAL* AWARDS) *(continued)*

State/Territory	Award #	Applicant	City	EDA Program	EDA Funding	Match**
Indiana	67906190	Petersburg Water Company	Petersburg	Economic Adjustment Assistance	\$4,190,518	\$2,833,982
Iowa	ED16DEN3020001	East Central Intergovernmental Association	Dubuque	Planning	\$17,500	\$17,500
Iowa	ED16DEN3020007	Region 6 Planning Commission	Marshalltown	Planning	\$17,500	\$17,500
Iowa	ED16DEN3020045	Southern Iowa Council of Governments, Inc.	Creston	Planning	\$70,000	\$70,000
Iowa	ED16DEN3020049	Mid-Iowa Development Association Council of Governments	Fort Dodge	Planning	\$70,000	\$70,000
Iowa	ED18DEN3030019	Iowa State University of Science and Technology	Ames	Technical Assistance	\$138,000	\$138,000
Iowa	ED18DEN3030020	University of Northern Iowa	Cedar Falls	Technical Assistance	\$131,000	\$131,000
Iowa	ED20DEN3020004	East Central Intergovernment Association	Dubuque	Planning	\$210,000	\$210,000
Iowa	ED20DEN3020007	Region 6 Planning Commission	Marshalltown	Planning	\$210,000	\$210,000
Iowa	ED20DEN3020021	North Iowa Area Council of Governments	Mason City	Planning	\$192,500	\$192,500
Iowa	ED20DEN3020022	Area 15 Regional Planning Commission	Ottumwa	Planning	\$192,500	\$192,500
Iowa	ED20DEN3020023	Iowa Northland Regional Council of Governments	Waterloo	Planning	\$192,500	\$192,500
Iowa	ED20DEN3020025	East Central Iowa Council of Governments	Cedar Rapids	Planning	\$192,500	\$192,500
Iowa	ED20DEN3070035	East Central Intergovernment Association	Dubuque	Economic Adjustment Assistance	\$400,000	NA
Iowa	ED20DEN3070040	Upper Explorerland Regional Planning Commission	Postville	Economic Adjustment Assistance	\$398,445	NA
Iowa	ED20DEN3070041	Siouxland Interstate Metropolitan Planning Council	Sioux City	Economic Adjustment Assistance	\$400,000	NA

* All supplemental awards are funded under the Economic Adjustment Assistance (EAA) Program

** Match includes Local (Applicant) match, State, and other federal funding, where applicable

(continued on next page)



SUMMARY OF EDA FY 2020 AWARDS (INCLUDING SUPPLEMENTAL* AWARDS) (continued)

State/Territory	Award #	Applicant	City	EDA Program	EDA Funding	Match**
Iowa	ED20DEN3070042	University of Northern Iowa	Cedar Falls	Economic Adjustment Assistance	\$300,000	NA
Iowa	ED20DEN3070044	Southern Iowa Council of Governments, Inc.	Creston	Economic Adjustment Assistance	\$390,945	NA
Iowa	ED20DEN3070045	Iowa Northland Regional Council of Governments (INRCOG)	Waterloo	Economic Adjustment Assistance	\$400,000	NA
Iowa	ED20DEN3070049	Region XII Council of Governments, Inc.	Carroll	Economic Adjustment Assistance	\$400,000	NA
Iowa	ED20DEN3070051	Region 6 Planning Commission	Marshalltown	Economic Adjustment Assistance	\$320,036	NA
Iowa	ED20DEN3070058	East Central Iowa Council of Governments	Cedar Rapids	Economic Adjustment Assistance	\$400,000	NA
Iowa	ED20DEN3070073	North Iowa Area Council of Governments	Mason City	Economic Adjustment Assistance	\$400,000	NA
Iowa	ED20DEN3070083	Northwest Iowa Planning & Development Commission	Spencer	Economic Adjustment Assistance	\$400,000	NA
Iowa	ED20DEN3070086	Mid Iowa Development Association Council of Governments	Fort Dodge	Economic Adjustment Assistance	\$400,000	NA
Iowa	ED20DEN3070116	Area 15 Regional Planning Commission	Ottumwa	Economic Adjustment Assistance	\$400,000	NA
Iowa	ED20DEN3070124	Southwest Iowa Planning Council	Atlantic	Economic Adjustment Assistance	\$400,000	NA
Iowa	ED20DEN3070131	Southeast Iowa Regional Planning Commission	West Burlington	Economic Adjustment Assistance	\$328,760	NA
Iowa	ED20DEN3070136	Iowa State University of Science and Technology	Ames	Economic Adjustment Assistance	\$300,000	NA
Iowa	ED20HDQ0200019	Iowa Innovation Corporation	Des Moines	Regional Innovation Strategies	\$525,472	\$762,411
Iowa	57906001	East Central Intergovernmental Association	Dubuque	Economic Adjustment Assistance	\$2,244,000	NA
Iowa	57906003	East Central Iowa Council of Governments	Cedar Rapids	Economic Adjustment Assistance	\$4,675,000	NA

* All supplemental awards are funded under the Economic Adjustment Assistance (EAA) Program

** Match includes Local (Applicant) match, State, and other federal funding, where applicable

(continued on next page)



SUMMARY OF EDA FY 2020 AWARDS (INCLUDING SUPPLEMENTAL* AWARDS) *(continued)*

State/Territory	Award #	Applicant	City	EDA Program	EDA Funding	Match**
Iowa	57906007	Iowa Northland Regional Economic Development Commission	Waterloo	Economic Adjustment Assistance	\$550,000	NA
Iowa	57906005	North Iowa Area Council of Governments	Mason City	Economic Adjustment Assistance	\$550,000	NA
Iowa	57906042	Black Hawk Economic Development, Inc.	Waterloo	Economic Adjustment Assistance	\$3,630,000	NA
Iowa	57905973	City of Marshalltown	Marshalltown	Economic Adjustment Assistance	\$2,956,849	\$2,051,761
Iowa	57905980	City of Hamburg	Hamburg	Economic Adjustment Assistance	\$7,899,000	\$1,974,750
Iowa	57905958	City of Council Bluffs	Council Bluffs	Economic Adjustment Assistance	\$8,485,749	\$2,121,437
Iowa	57906006	Region XII Council of Governments	Carroll	Economic Adjustment Assistance	\$2,024,000	NA
Iowa	56905955	Iowa Economic Development Authority	Des Moines	Economic Adjustment Assistance	\$1,542,186	\$413,381
Iowa	50105959	City of Perry	Perry	Public Works	\$1,240,237	\$1,240,238
Iowa	57906000	Area XV Regional Planning Commission	Ottumwa	Economic Adjustment Assistance	\$1,122,000	NA
Iowa	57906002	Siouxland Economic Development Corporation	Sioux City	Economic Adjustment Assistance	\$902,000	NA
Iowa	57905994	Southern Iowa Development Group, Inc.	Creston	Economic Adjustment Assistance	\$1,529,007	NA
Iowa	57905992	Upper Explorerland Regional Planning Commission	Postville	Economic Adjustment Assistance	\$549,831	NA
Iowa	57906009	Southeast Iowa Regional Planning Commission	West Burlington	Economic Adjustment Assistance	\$1,650,000	NA
Iowa	50105944	City of Indianola	Indianola	Public Works	\$627,237	\$627,238
Iowa	57905977	City of Iowa Falls	Iowa Falls	Economic Adjustment Assistance	\$518,400	\$129,600

* All supplemental awards are funded under the Economic Adjustment Assistance (EAA) Program

** Match includes Local (Applicant) match, State, and other federal funding, where applicable

(continued on next page)



SUMMARY OF EDA FY 2020 AWARDS (INCLUDING SUPPLEMENTAL* AWARDS) (continued)

State/Territory	Award #	Applicant	City	EDA Program	EDA Funding	Match**
Iowa	57905947	M&P Missouri River Levee District	Glenwood	Economic Adjustment Assistance	\$1,116,596	\$279,149
Iowa	57905974	City of Maquoketa	Maquoketa	Economic Adjustment Assistance	\$2,288,800	\$572,200
Iowa	57906004	Mid Iowa Development Association Council of Governments	Fort Dodge	Economic Adjustment Assistance	\$550,000	NA
Iowa	57906016	Mid Iowa Development Fund, Inc.	Carroll	Economic Adjustment Assistance	\$550,000	NA
Iowa	57905993	Southwest Iowa Planning Council	Atlantic	Economic Adjustment Assistance	\$550,000	NA
Iowa	56905948	Southwest Iowa Planning Council	Atlantic	Economic Adjustment Assistance	\$180,000	\$45,000
Kansas	ED16DEN3020009	Great Plains Development, Inc.	Dodge City	Planning	\$87,500	\$87,500
Kansas	ED16DEN3020010	Northwest Kansas Planning and Development Commission	Hill City	Planning	\$87,500	\$87,500
Kansas	ED16DEN3020019	South Central Kansas Economic Development District, Inc.	Bel Aire	Planning	\$87,500	\$87,500
Kansas	ED16DEN3020068	Southeast Kansas Regional Planning Commission	Chanute	Planning	\$52,500	\$52,500
Kansas	ED16DEN3020092	Flint Hills Regional Council, Inc.	Fort Riley	Planning	\$70,000	\$70,000
Kansas	ED18DEN3030031	University of Kansas Center for Research, Inc.	Lawrence	Technical Assistance	\$140,000	\$140,000
Kansas	ED20DEN3070059	University of Kansas Center for Research, Inc.	Lawrence	Economic Adjustment Assistance	\$300,000	NA
Kansas	ED20DEN3070070	North Central Regional Planning Commission	Beloit	Economic Adjustment Assistance	\$400,000	NA
Kansas	ED20DEN3070095	Kansas State University	Manhattan	Economic Adjustment Assistance	\$300,000	NA
Kansas	ED20DEN3070106	Northwest Kansas Planning and Development Commission	Hill City	Economic Adjustment Assistance	\$400,000	NA

* All supplemental awards are funded under the Economic Adjustment Assistance (EAA) Program

** Match includes Local (Applicant) match, State, and other federal funding, where applicable

(continued on next page)



SUMMARY OF EDA FY 2020 AWARDS (INCLUDING SUPPLEMENTAL* AWARDS) *(continued)*

State/Territory	Award #	Applicant	City	EDA Program	EDA Funding	Match**
Kansas	ED20DEN3070128	Flint Hills Regional Council, Inc.	Fort Riley	Economic Adjustment Assistance	\$399,886	NA
Kansas	ED20DEN3070129	South Central Kansas Economic Development District, Inc.	Bel Aire	Economic Adjustment Assistance	\$399,997	NA
Kansas	ED20DEN3070141	Southeast Kansas Regional Planning Commission	Chanute	Economic Adjustment Assistance	\$350,000	NA
Kansas	57906036	Bioscience & Technology Business Center, Inc.	Lawrence	Economic Adjustment Assistance	\$7,777,770	\$14,444,430
Kansas	57905997	South Central Kansas Economic Development District, Inc.	Wichita	Economic Adjustment Assistance	\$1,955,641	NA
Kansas	57905996	Northwest Kansas Planning & Development Commission	Hill City	Economic Adjustment Assistance	\$550,000	NA
Kansas	57905998	Southeast Kansas Regional Planning Commission	Chanute	Economic Adjustment Assistance	\$572,000	NA
Kansas	57905995	North Central Regional Planning Commission	Beloit	Economic Adjustment Assistance	\$1,078,000	NA
Kansas	ED18DEN3030026	Kansas State University	Manhattan	Technical Assistance	\$162,500	\$162,500
Kentucky	ED17ATL3030032	University of Kentucky	Lexington	Technical Assistance	\$118,000	\$118,000
Kentucky	ED20ATL3020029	Commonwealth of Kentucky – Department for Local Government	Frankfort	Planning	\$1,050,000	\$262,500
Kentucky	ED20ATL3070055	University of Kentucky	Lexington	Economic Adjustment Assistance	\$300,000	NA
Kentucky	ED20ATL3070077	Commonwealth of Kentucky – Department for Local Government	Frankfort	Economic Adjustment Assistance	\$6,000,000	NA
Kentucky	ED20HDQ0200044	Access Ventures, Inc.	Louisville	Regional Innovation Strategies	\$300,000	\$358,072
Kentucky	ED20HDQ0200047	University of Kentucky	Lexington	Regional Innovation Strategies	\$600,000	\$600,000
Kentucky	47907525	Gateway Area Development District	Morehead	Economic Adjustment Assistance	\$759,000	NA

* All supplemental awards are funded under the Economic Adjustment Assistance (EAA) Program

** Match includes Local (Applicant) match, State, and other federal funding, where applicable

(continued on next page)



SUMMARY OF EDA FY 2020 AWARDS (INCLUDING SUPPLEMENTAL* AWARDS) *(continued)*

State/Territory	Award #	Applicant	City	EDA Program	EDA Funding	Match**
Kentucky	47907542	Southeast Kentucky Economic Development Corporation	Somerset	Economic Adjustment Assistance	\$1,144,000	NA
Kentucky	46907430	Eddyville Riverport and Industrial Authority	Eddyville	Economic Adjustment Assistance	\$70,000	\$70,000
Kentucky	47907547	Louisville-Jefferson County Metro Government	Louisville	Economic Adjustment Assistance	\$3,102,000	NA
Kentucky	47907479	Eastern Kentucky Pride Foundation, Inc.	Somerset	Economic Adjustment Assistance	\$250,000	\$702,400
Kentucky	47907497	Lake Cumberland Area Development District	Russell Springs	Economic Adjustment Assistance	\$1,474,000	NA
Kentucky	47907524	Green River Area Development District	Owensboro	Economic Adjustment Assistance	\$3,641,000	NA
Kentucky	47907546	Purchase Area Development District	Mayfield	Economic Adjustment Assistance	\$2,662,000	NA
Kentucky	47907458	Barren River Area Development District	Bowling Green	Economic Adjustment Assistance	\$228,294	\$57,074
Kentucky	47907509	Pennyrile Area Development District	Hopkinsville	Economic Adjustment Assistance	\$759,000	NA
Kentucky	47907541	Northern Kentucky Area Development District	Florence	Economic Adjustment Assistance	\$550,000	NA
Kentucky	47907508	Buffalo Trace Area Development District	Maysville	Economic Adjustment Assistance	\$2,145,000	NA
Kentucky	47907523	Lincoln Trail Area Development District	Elizabethtown	Economic Adjustment Assistance	\$550,000	NA
Kentucky	47907504	FIVCO Area Development District	Grayson	Economic Adjustment Assistance	\$1,276,000	NA
Kentucky	47907457	McCreary County Water District	Whitley City	Economic Adjustment Assistance	\$1,779,760	\$444,940
Kentucky	47907505	Barren River Area Development District	Bowling Green	Economic Adjustment Assistance	\$275,000	NA
Kentucky	47907478	Kentucky Community and Technical College System	Versailles	Economic Adjustment Assistance	\$3,880,000	\$970,000

* All supplemental awards are funded under the Economic Adjustment Assistance (EAA) Program

** Match includes Local (Applicant) match, State, and other federal funding, where applicable

(continued on next page)



SUMMARY OF EDA FY 2020 AWARDS (INCLUDING SUPPLEMENTAL* AWARDS) *(continued)*

State/Territory	Award #	Applicant	City	EDA Program	EDA Funding	Match**
Louisiana	ED18AUS3030030	University of Louisiana Lafayette	Lafayette	Technical Assistance	\$112,850	\$112,850
Louisiana	ED18AUS3030031	Southern University and A&M College	Baton Rouge	Technical Assistance	\$112,850	\$129,650
Louisiana	ED20AUS3070047	The Kisatchie-Delta Regional Planning & Development District, Inc.	Alexandria	Economic Adjustment Assistance	\$400,000	NA
Louisiana	ED20AUS3070048	North Delta Regional Planning and Development	Monroe	Economic Adjustment Assistance	\$400,000	NA
Louisiana	ED20AUS3070049	Acadiana Planning Commission, Inc.	Lafayette	Economic Adjustment Assistance	\$400,000	NA
Louisiana	ED20AUS3070054	Southern University and A&M College	Baton Rouge	Economic Adjustment Assistance	\$300,000	NA
Louisiana	ED20AUS3070062	South Central Planning and Development Commission, Inc.	Houma	Economic Adjustment Assistance	\$400,000	NA
Louisiana	ED20AUS3070063	Regional Planning Commission	New Orleans	Economic Adjustment Assistance	\$400,000	NA
Louisiana	ED20AUS3070064	Imperial Calcasieu Regional Planning and Development Commission	Lake Charles	Economic Adjustment Assistance	\$400,000	NA
Louisiana	ED20AUS3070069	Capital Region Planning Commission	Baton Rouge	Economic Adjustment Assistance	\$400,000	NA
Louisiana	ED20AUS3070070	The Coordinating and Development Corporation	Shreveport	Economic Adjustment Assistance	\$400,000	NA
Louisiana	ED20AUS3070074	University of Louisiana at Lafayette	Lafayette	Economic Adjustment Assistance	\$300,000	NA
Louisiana	ED20HDQ0200052	New Orleans Bioinnovation Center, Inc.	New Orleans	Regional Innovation Strategies	\$1,490,771	\$1,778,416
Louisiana	ED20HDQ0200056	Baton Rouge Health District	Baton Rouge	Regional Innovation Strategies	\$599,385	\$602,762
Louisiana	80105397	Louisiana Universities Marine Consortium	Chauvin	Public Works	\$1,600,000	\$400,000
Louisiana	87905375	City of Ruston	Ruston	Economic Adjustment Assistance	\$3,500,000	\$967,977

* All supplemental awards are funded under the Economic Adjustment Assistance (EAA) Program

** Match includes Local (Applicant) match, State, and other federal funding, where applicable

(continued on next page)



SUMMARY OF EDA FY 2020 AWARDS (INCLUDING SUPPLEMENTAL* AWARDS) *(continued)*

State/Territory	Award #	Applicant	City	EDA Program	EDA Funding	Match**
Louisiana	86905389	Sparta Ground Water Conservation District	Ruston	Economic Adjustment Assistance	\$400,000	\$100,000
Louisiana	80105352	Delgado Community College	New Orleans	Public Works	\$850,000	\$264,632
Louisiana	87905429	Jefferson Parish Economic Development and Port District	Avondale	Economic Adjustment Assistance	\$1,452,000	NA
Louisiana	80105363	Port of South Louisiana	Laplace	Public Works	\$1,500,000	\$375,000
Louisiana	87905376	The Fletcher Falcon Enterprise Corporation	Schriever	Economic Adjustment Assistance	\$2,100,000	\$560,000
Louisiana	86905374	Grambling State University	Grambling	Economic Adjustment Assistance	\$500,000	\$125,000
Louisiana	87905427	South Central Planning and Development Commission	Houma	Economic Adjustment Assistance	\$2,134,000	NA
Louisiana	87905428	New Orleans Regional Business Development Loan Corporation	New Orleans	Economic Adjustment Assistance	\$3,036,000	NA
Maine	ED16PHI3030070	University of Maine System	Portland	Technical Assistance	\$116,667	\$116,667
Maine	ED19PHI3020034	Eastern Maine Development Corporation	Bangor	Planning	\$70,000	\$70,000
Maine	ED19PHI3020036	Androscoggin Valley Council of Governments	Auburn	Planning	\$70,000	\$70,000
Maine	ED19PHI3020037	Kennebec Valley Council of Governments	Fairfield	Planning	\$70,000	\$70,000
Maine	ED19PHI3020074	Greater Portland Council of Governments	Portland	Planning	\$70,000	\$70,000
Maine	ED19PHI3020076	Midcoast Economic Development District	Damariscotta	Planning	\$70,000	\$70,000
Maine	ED20HDQ0200013	Coastal Enterprises, Inc.	Brunswick	Regional Innovation Strategies	\$300,000	\$300,000
Maine	ED20HDQ0200026	Maine Center for Enterprise Development	Portland	Regional Innovation Strategies	\$512,556	\$517,994

* All supplemental awards are funded under the Economic Adjustment Assistance (EAA) Program

** Match includes Local (Applicant) match, State, and other federal funding, where applicable

(continued on next page)



SUMMARY OF EDA FY 2020 AWARDS (INCLUDING SUPPLEMENTAL* AWARDS) *(continued)*

State/Territory	Award #	Applicant	City	EDA Program	EDA Funding	Match**
Maine	ED20HDQ0200069	Central Maine Growth Council	Waterville	Regional Innovation Strategies	\$599,969	\$602,910
Maine	ED20PHI3070013	Eastern Maine Development Corporation	Bangor	Economic Adjustment Assistance	\$400,000	NA
Maine	ED20PHI3070017	Southern Maine Planning and Development Commission (Smpdc)	Saco	Economic Adjustment Assistance	\$400,000	NA
Maine	ED20PHI3070021	Androscoggin Valley Council of Governments	Auburn	Economic Adjustment Assistance	\$400,000	NA
Maine	ED20PHI3070030	Northern Maine Development Commission, Inc	Caribou	Economic Adjustment Assistance	\$400,000	NA
Maine	ED20PHI3070032	Kennebec Valley Council of Governments	Fairfield	Economic Adjustment Assistance	\$400,000	NA
Maine	ED20PHI3070054	Penobscot Indian Nation	Indian Island	Economic Adjustment Assistance	\$150,000	NA
Maine	ED20PHI3070067	Greater Portland Council of Governments	Portland	Economic Adjustment Assistance	\$400,000	NA
Maine	ED20PHI3070072	University of Maine System	Portland	Economic Adjustment Assistance	\$300,000	NA
Maine	ED20PHI3070077	Mid Coast Economic Development District	Damariscotta	Economic Adjustment Assistance	\$400,000	NA
Maine	17915006	Androscoggin Valley Council of Governments	Auburn	Economic Adjustment Assistance	\$1,001,000	NA
Maine	16914944	Southern Maine Regional Planning Commission	Saco	Economic Adjustment Assistance	\$160,000	\$30,000
Maine	16915038	Maine Space Grant Consortium	Augusta	Economic Adjustment Assistance	\$444,099	\$259,931
Maine	1011476501	University of Maine	Orono	Public Works	\$1,100,000	\$1,100,000
Maine	17915026	Coastal Enterprises, Inc.	Brunswick	Economic Adjustment Assistance	\$3,278,000	NA
Maine	16914925	Maine Technology Institute	Brunswick	Economic Adjustment Assistance	\$1,999,420	\$522,250

* All supplemental awards are funded under the Economic Adjustment Assistance (EAA) Program

** Match includes Local (Applicant) match, State, and other federal funding, where applicable

(continued on next page)



SUMMARY OF EDA FY 2020 AWARDS (INCLUDING SUPPLEMENTAL* AWARDS) *(continued)*

State/Territory	Award #	Applicant	City	EDA Program	EDA Funding	Match**
Maine	17915005	Kennebec Valley Council of Governments	Fairfield	Economic Adjustment Assistance	\$737,000	NA
Maine	17914970	Northern Maine Development Commission	Caribou	Economic Adjustment Assistance	\$3,674,000	NA
Maine	1011479901	Midcoast Regional Redevelopment Authority	Brunswick	Public Works	\$121,450	\$121,450
Maine	17914971	Southern Maine Regional Planning Commission	Saco	Economic Adjustment Assistance	\$1,419,000	NA
Maine	17914969	Eastern Maine Development Corporation	Bangor	Economic Adjustment Assistance	\$2,860,000	NA
Maine	16915048	Governor's Energy Office	Augusta	Economic Adjustment Assistance	\$2,166,719	\$380,081
Maine	10114911	Fort Fairfield Utilities District	Fort Fairfield	Public Works	\$2,000,000	\$6,690,000
Maine	17914942	Town of Damariscotta	Damariscotta	Economic Adjustment Assistance	\$3,000,000	\$1,037,157
Maine	ED19PHI3020033	Northern Maine Development Commission, Inc.	Caribou	Planning	\$70,000	\$70,000
Maine	ED19PHI3020075	Southern Maine Planning and Development Commission	Saco	Planning	\$70,000	\$70,000
Maryland	ED16PHI3030075	University of Maryland, College Park	College Park	Technical Assistance	\$116,667	\$116,667
Maryland	ED19PHI3020018	Tri-County Council for Western Maryland, Inc.	Frostburg	Planning	\$70,000	\$70,000
Maryland	ED19PHI3020050	Tri-County Council for the Lower Eastern Shore of Maryland	Salisbury	Planning	\$70,000	\$70,000
Maryland	ED19PHI3020056	Mid-Shore Regional Council	Easton	Planning	\$70,000	\$70,000
Maryland	ED20HDQ0200029	University of Maryland Baltimore County	Baltimore	Regional Innovation Strategies	\$594,190	\$729,350
Maryland	ED20PHI3070056	Mid Shore Regional Council	Easton	Economic Adjustment Assistance	\$400,000	NA

* All supplemental awards are funded under the Economic Adjustment Assistance (EAA) Program

** Match includes Local (Applicant) match, State, and other federal funding, where applicable

(continued on next page)



SUMMARY OF EDA FY 2020 AWARDS (INCLUDING SUPPLEMENTAL* AWARDS) *(continued)*

State/Territory	Award #	Applicant	City	EDA Program	EDA Funding	Match**
Maryland	ED20PHI3070057	Tri County Council for Western Maryland, Inc.	Frostburg	Economic Adjustment Assistance	\$400,000	NA
Maryland	ED20PHI3070058	Tri-County Council for the Lower Eastern Shore of Maryland	Salisbury	Economic Adjustment Assistance	\$107,937	NA
Maryland	ED20PHI3070062	University of Maryland College Park	College Park	Economic Adjustment Assistance	\$300,000	NA
Maryland	17915028	Maryland Department of Commerce	Baltimore	Economic Adjustment Assistance	\$770,000	NA
Maryland	17915021	Tri-County Council for Western Maryland, Inc.	Frostburg	Economic Adjustment Assistance	\$1,023,000	NA
Maryland	17915001	Baltimore County DED	Towson	Economic Adjustment Assistance	\$1,628,000	NA
Massachusetts	ED16PHI3030067	Becker College	Worcester	Technical Assistance	\$116,667	\$313,742
Massachusetts	ED18PHI3020012	County of Barnstable	Barnstable	Planning	\$70,000	\$70,000
Massachusetts	ED19PHI3020022	Southeastern Regional Planning and Economic Development District	Taunton	Planning	\$70,000	\$70,000
Massachusetts	ED19PHI3020032	Montachusett Regional Planning Commission	Leominster	Planning	\$70,000	\$70,000
Massachusetts	ED19PHI3020051	Merrimack Valley Planning Commission	Haverhill	Planning	\$70,000	\$30,000
Massachusetts	ED19PHI3020055	Metropolitan Area Planning Council	Boston	Planning	\$70,000	\$35,000
Massachusetts	ED19PHI3020059	Franklin Regional Council of Governments	Greenfield	Planning	\$70,000	\$70,000
Massachusetts	ED19PHI3020067	Pioneer Valley Planning Commission	Springfield	Planning	\$70,000	\$46,667
Massachusetts	ED20HDQ0200031	New England Aquarium Corporation	Boston	Regional Innovation Strategies	\$597,425	\$606,242
Massachusetts	ED20HDQ0200065	Massachusetts Technology Development Corporation	Boston	Regional Innovation Strategies	\$1,000,688	\$7,021,102

* All supplemental awards are funded under the Economic Adjustment Assistance (EAA) Program

** Match includes Local (Applicant) match, State, and other federal funding, where applicable

(continued on next page)



SUMMARY OF EDA FY 2020 AWARDS (INCLUDING SUPPLEMENTAL* AWARDS) (continued)

State/Territory	Award #	Applicant	City	EDA Program	EDA Funding	Match**
Massachusetts	ED20HDQ3130006	New England Trade Adjustment Assistance Center, Inc.	North Billerica	Trade Adjustment Assistance for Firms	\$1,065,085	\$339,000
Massachusetts	ED20PHI3030003	Town of Leicester	Leicester	Technical Assistance	\$100,000	\$110,287
Massachusetts	ED20PHI3030004	Southeastern Regional Planning and Economic Development District	Taunton	Technical Assistance	\$31,150	\$31,150
Massachusetts	ED20PHI3030005	Merrimack Valley Planning Commission	Haverhill	Technical Assistance	\$37,500	\$37,500
Massachusetts	ED20PHI3070008	Metropolitan Area Planning Council	Boston	Economic Adjustment Assistance	\$400,000	NA
Massachusetts	ED20PHI3070010	Southeastern Regional Planning and Economic Development District	Taunton	Economic Adjustment Assistance	\$400,000	NA
Massachusetts	ED20PHI3070022	Old Colony Planning Council	Brockton	Economic Adjustment Assistance	\$400,000	NA
Massachusetts	ED20PHI3070033	Pioneer Valley Planning Commission	Springfield	Economic Adjustment Assistance	\$400,000	NA
Massachusetts	ED20PHI3070037	County of Barnstable	Barnstable	Economic Adjustment Assistance	\$400,000	NA
Massachusetts	ED20PHI3070049	Merrimack Valley Planning Commission	Haverhill	Economic Adjustment Assistance	\$400,000	NA
Massachusetts	ED20PHI3070074	Montachusett Regional Planning Commission	Leominster	Economic Adjustment Assistance	\$400,000	NA
Massachusetts	ED20PHI3070075	Franklin Regional Council of Governments	Greenfield	Economic Adjustment Assistance	\$400,000	NA
Massachusetts	ED20PHI3070084	Becker College	Worcester	Economic Adjustment Assistance	\$400,000	NA
Massachusetts	17914973	Massachusetts Technology Development Corporation	Boston	Economic Adjustment Assistance	\$500,000	NA
Massachusetts	16915036	Town of Plymouth	Plymouth	Economic Adjustment Assistance	\$200,000	\$54,844
Massachusetts	17914995	Boston Local Development Corporation	Boston	Economic Adjustment Assistance	\$693,000	NA

* All supplemental awards are funded under the Economic Adjustment Assistance (EAA) Program

** Match includes Local (Applicant) match, State, and other federal funding, where applicable

(continued on next page)



SUMMARY OF EDA FY 2020 AWARDS (INCLUDING SUPPLEMENTAL* AWARDS) (continued)

State/Territory	Award #	Applicant	City	EDA Program	EDA Funding	Match**
Massachusetts	17915003	Massachusetts Growth Capital Corporation	Charlestown	Economic Adjustment Assistance	\$4,147,000	NA
Massachusetts	17914999	New Bedford Economic Development Council, Inc.	New Bedford	Economic Adjustment Assistance	\$2,563,000	NA
Massachusetts	17973019	South Eastern Economic Development Corporation	Taunton	Economic Adjustment Assistance	\$3,564,000	NA
Massachusetts	17915040	City of New Bedford	New Bedford	Economic Adjustment Assistance	\$16,000,000	\$4,000,000
Massachusetts	86905361	Northeastern University	Boston	Economic Adjustment Assistance	\$500,000	\$147,250
Massachusetts	16914936	Barnstable County acting through the Cape Cod Commission	Barnstable	Economic Adjustment Assistance	\$1,050,000	\$1,050,000
Massachusetts	16914943	Northeastern University	Boston	Economic Adjustment Assistance	\$219,431	\$55,000
Massachusetts	17915044	City of Gloucester	Gloucester	Economic Adjustment Assistance	\$3,000,000	\$522,412
Massachusetts	10114915	Massachusetts Development Finance Authority	Boston	Public Works	\$550,000	\$550,000
Massachusetts	10114924	Town of Mattapoisett	Mattapoisett	Public Works	\$735,000	\$735,000
Massachusetts	17973017	Franklin County Community Development Corporation	Greenfield	Economic Adjustment Assistance	\$803,000	NA
Massachusetts	17915035	Town of Somerset	Somerset	Economic Adjustment Assistance	\$646,559	\$646,559
Massachusetts	17915004	Jobs for Fall River, Inc.	Fall River	Economic Adjustment Assistance	\$1,647,416	NA
Massachusetts	17914935	Venture Café Foundation	Charlestown	Economic Adjustment Assistance	\$350,000	\$168,870
Massachusetts	17914996	North Central Massachusetts Development Corporation	Fitchburg	Economic Adjustment Assistance	\$946,000	NA
Massachusetts	17914997	Massachusetts Development Finance Agency	Boston	Economic Adjustment Assistance	\$3,043,469	NA

* All supplemental awards are funded under the Economic Adjustment Assistance (EAA) Program

** Match includes Local (Applicant) match, State, and other federal funding, where applicable

(continued on next page)



SUMMARY OF EDA FY 2020 AWARDS (INCLUDING SUPPLEMENTAL* AWARDS) *(continued)*

State/Territory	Award #	Applicant	City	EDA Program	EDA Funding	Match**
Massachusetts	ED19PHI3020031	Old Colony Planning Council	Brockton	Planning	\$70,000	\$70,000
Michigan	ED16CHI3030032	Regents of the University of Michigan	Ann Arbor	Technical Assistance	\$80,000	\$121,617
Michigan	ED16CHI3030037	Michigan State University	East Lansing	Technical Assistance	\$150,000	\$291,177
Michigan	ED20CHI3020005	West Michigan Shoreline Regional Development Commission (INC)	Muskegon	Planning	\$210,000	\$90,000
Michigan	ED20CHI3020008	Region II Planning Commission	Jackson	Planning	\$70,000	\$70,000
Michigan	ED20CHI3020010	W.E. Upjohn Unemployment Trustee Corporation	Kalamazoo	Planning	\$35,461	\$35,461
Michigan	ED20CHI3020012	Northeast Michigan Council of Governments	Gaylord	Planning	\$210,000	\$140,000
Michigan	ED20CHI3020013	Central Upper Peninsula Planning & Development Regional Commission	Escanaba	Planning	\$210,000	\$90,000
Michigan	ED20CHI3020014	Inter-Tribal Council of Michigan, Inc.	Sault Sainte Marie	Planning	\$153,000	NA
Michigan	ED20CHI3020023	Southeast Michigan Council of Governments	Detroit	Planning	\$115,000	\$75,000
Michigan	ED20CHI3070035	Michigan State University	East Lansing	Economic Adjustment Assistance	\$300,000	NA
Michigan	ED20CHI3070040	Regents of the University of Michigan	Ann Arbor	Economic Adjustment Assistance	\$300,000	NA
Michigan	ED20CHI3070044	West Michigan Regional Planning Commission	Grand Rapids	Economic Adjustment Assistance	\$250,000	NA
Michigan	ED20CHI3070050	Northeast Michigan Council of Governments	Gaylord	Economic Adjustment Assistance	\$400,000	NA
Michigan	ED20CHI3070053	East Michigan Council of Governments	Saginaw	Economic Adjustment Assistance	\$400,000	NA
Michigan	ED20CHI3070060	Inter-Tribal Council of Michigan, Inc.	Sault Sainte Marie	Economic Adjustment Assistance	\$150,000	NA

* All supplemental awards are funded under the Economic Adjustment Assistance (EAA) Program

** Match includes Local (Applicant) match, State, and other federal funding, where applicable

(continued on next page)



SUMMARY OF EDA FY 2020 AWARDS (INCLUDING SUPPLEMENTAL* AWARDS) *(continued)*

State/Territory	Award #	Applicant	City	EDA Program	EDA Funding	Match**
Michigan	ED20CHI3070063	EUP Regional Planning and Development Commission	Sault Sainte Marie	Economic Adjustment Assistance	\$400,000	NA
Michigan	ED20CHI3070069	Central Upper Peninsula Planning and Development Regional Commission	Esanaba	Economic Adjustment Assistance	\$400,000	NA
Michigan	ED20CHI3070071	West Michigan Shoreline Regional Development Commission (INC)	Muskegon	Economic Adjustment Assistance	\$400,000	NA
Michigan	ED20CHI3070073	Southwestern Michigan Commission	Benton Harbor	Economic Adjustment Assistance	\$400,000	NA
Michigan	ED20CHI3070084	Western Upper Peninsula Planning & Development Region Commission	Hancock	Economic Adjustment Assistance	\$400,000	NA
Michigan	ED20CHI3070090	Region II Planning Commission	Jackson	Economic Adjustment Assistance	\$351,183	NA
Michigan	ED20CHI3070091	Northwest Michigan Council of Governments	Traverse City	Economic Adjustment Assistance	\$400,000	NA
Michigan	ED20CHI3070092	Tri-County Regional Planning	Lansing	Economic Adjustment Assistance	\$400,000	NA
Michigan	ED20HDQ3130002	Regents of the University of Michigan	Ann Arbor	Trade Adjustment Assistance for Firms	\$1,106,022	\$371,207
Michigan	67906206	Economic Development Corporation of the County of Marquette	Marquette	Economic Adjustment Assistance	\$550,000	NA
Michigan	60106174	Battle Creek Unlimited	Battle Creek	Public Works	\$2,092,412	\$2,092,413
Michigan	60106153	City of Mount Pleasant	Mount Pleasant	Public Works	\$230,736	\$57,684
Michigan	66906163	Oakland University	Rochester	Economic Adjustment Assistance	\$117,704	\$50,445
Michigan	67906226	East Michigan Council of Governments	Saginaw	Economic Adjustment Assistance	\$550,000	NA
Michigan	67906228	Detroit Economic Growth Corporation	Detroit	Economic Adjustment Assistance	\$2,904,000	NA
Michigan	66906250	Sault Ste Marie Tribe of Chippewa Indians	Sault Ste. Marie	Economic Adjustment Assistance	\$261,212	NA

* All supplemental awards are funded under the Economic Adjustment Assistance (EAA) Program

** Match includes Local (Applicant) match, State, and other federal funding, where applicable

(continued on next page)



SUMMARY OF EDA FY 2020 AWARDS (INCLUDING SUPPLEMENTAL* AWARDS) *(continued)*

State/Territory	Award #	Applicant	City	EDA Program	EDA Funding	Match**
Michigan	66906248	West Michigan Shoreline Regional Development Commission	Muskegon	Economic Adjustment Assistance	\$68,250	\$17,063
Michigan	67906240	Iosco County	Tawas City	Economic Adjustment Assistance	\$1,670,000	NA
Minnesota	ED16CHI3030035	Regents of the University of Minnesota	Minneapolis	Technical Assistance	\$160,373	\$160,373
Minnesota	ED20CHI3020011	Mid Minnesota Development Commission	Willmar	Planning	\$210,000	\$210,000
Minnesota	ED20CHI3020018	East Central Regional Development Commission	Mora	Planning	\$210,000	\$210,000
Minnesota	ED20CHI3020095	Grand Portage Reservation Tribal Council	Grand Portage	Planning	\$76,802	NA
Minnesota	ED20CHI3070037	Regents of the University of Minnesota	Minneapolis	Economic Adjustment Assistance	\$300,000	NA
Minnesota	ED20CHI3070045	Upper Minnesota Valley Regional Development Commission	Appleton	Economic Adjustment Assistance	\$400,000	NA
Minnesota	ED20CHI3070049	Southwest Regional Development Commission	Slayton	Economic Adjustment Assistance	\$400,000	NA
Minnesota	ED20CHI3070051	Region Five Development Commission	Staples	Economic Adjustment Assistance	\$400,000	NA
Minnesota	ED20CHI3070067	Mid Minnesota Development Commission	Willmar	Economic Adjustment Assistance	\$400,000	NA
Minnesota	ED20CHI3070070	Headwaters Regional Development Commission	Bemidji	Economic Adjustment Assistance	\$400,000	NA
Minnesota	ED20CHI3070075	Arrowhead Regional Development Commission	Duluth	Economic Adjustment Assistance	\$400,000	NA
Minnesota	ED20CHI3070078	Northwest Regional Development Commission	Warren	Economic Adjustment Assistance	\$400,000	NA
Minnesota	ED20CHI3070082	West Central Initiative	Fergus Falls	Economic Adjustment Assistance	\$400,000	NA
Minnesota	ED20CHI3070087	Region Nine Development Commission	Mankato	Economic Adjustment Assistance	\$400,000	NA

* All supplemental awards are funded under the Economic Adjustment Assistance (EAA) Program

** Match includes Local (Applicant) match, State, and other federal funding, where applicable

(continued on next page)



SUMMARY OF EDA FY 2020 AWARDS (INCLUDING SUPPLEMENTAL* AWARDS) *(continued)*

State/Territory	Award #	Applicant	City	EDA Program	EDA Funding	Match**
Minnesota	ED20CHI3070088	East Central Regional Development Commission	Mora	Economic Adjustment Assistance	\$400,000	NA
Minnesota	67906195	City of Fairmont	Fairmont	Economic Adjustment Assistance	\$671,000	NA
Minnesota	66906156	City of Waseca	Waseca	Economic Adjustment Assistance	\$395,820	\$98,955
Minnesota	67906197	Region Five Development Commission	Staples	Economic Adjustment Assistance	\$1,595,000	NA
Minnesota	67906232	Headwaters Regional Development Commission	Bemidji	Economic Adjustment Assistance	\$3,454,000	NA
Minnesota	67906202	Mid-Minnesota Development Commission	Willmar	Economic Adjustment Assistance	\$957,000	NA
Minnesota	67906222	East Central Regional Development Commission	Mora	Economic Adjustment Assistance	\$550,000	NA
Minnesota	67906198	Southern Minnesota Initiative Foundation	Owatonna	Economic Adjustment Assistance	\$1,628,000	NA
Minnesota	67906205	Northwest Regional Development Commission	Warren	Economic Adjustment Assistance	\$3,443,000	NA
Minnesota	66906189	Leech Lake Band of Ojibwe	Cass Lake	Economic Adjustment Assistance	\$199,400	NA
Minnesota	66906155	Region Nine Development Commission	Mankato	Economic Adjustment Assistance	\$203,754	\$50,938
Minnesota	67906218	Southwest Regional Development Commission	Slayton	Economic Adjustment Assistance	\$1,628,000	NA
Minnesota	67906224	Upper Minnesota Valley Regional Development Commission	Appleton	Economic Adjustment Assistance	\$1,892,000	NA
Minnesota	67906201	West Central Initiative Foundation	Fergus Falls	Economic Adjustment Assistance	\$1,474,000	NA
Minnesota	67906176	Carlton County	Carlton	Economic Adjustment Assistance	\$1,224,725	\$306,182
Minnesota	60106251	Red Lake Band of Chippewa Indians	Redlake	Public Works	\$3,161,976	\$214,789

* All supplemental awards are funded under the Economic Adjustment Assistance (EAA) Program

** Match includes Local (Applicant) match, State, and other federal funding, where applicable

(continued on next page)



SUMMARY OF EDA FY 2020 AWARDS (INCLUDING SUPPLEMENTAL* AWARDS) *(continued)*

State/Territory	Award #	Applicant	City	EDA Program	EDA Funding	Match**
Minnesota	67906200	Region Nine Development Commission	Mankato	Economic Adjustment Assistance	\$1,309,000	NA
Minnesota	67906227	Arrowhead Regional Development Commission	Duluth	Economic Adjustment Assistance	\$4,268,000	NA
Minnesota	6010607802	Bemidji Regional Airport Authority	Bemidji	Public Works	\$425,000	\$141,740
Minnesota	60106165	St. Cloud Technical & Community College	St. Cloud	Public Works	\$2,530,000	\$2,070,000
Mississippi	ED17ATL3030033	Mississippi State University	Mississippi State	Technical Assistance	\$118,000	\$118,000
Mississippi	ED20ATL3020010	South Delta Planning and Development District, Inc.	Greenville	Planning	\$210,000	\$52,500
Mississippi	ED20ATL3020027	North Delta Planning and Development District, Inc.	Batesville	Planning	\$210,000	\$52,500
Mississippi	ED20ATL3070039	Southwest Mississippi Planning and Development District, Inc.	Natchez	Economic Adjustment Assistance	\$400,000	NA
Mississippi	ED20ATL3070040	Three Rivers Planning & Development District	Pontotoc	Economic Adjustment Assistance	\$400,000	NA
Mississippi	ED20ATL3070045	South Delta Planning and Development District, Inc.	Greenville	Economic Adjustment Assistance	\$400,000	NA
Mississippi	ED20ATL3070071	Golden Triangle Planning and Development District	Starkville	Economic Adjustment Assistance	\$400,000	NA
Mississippi	ED20ATL3070072	Southern Mississippi Planning and Development District, Inc.	Gulfport	Economic Adjustment Assistance	\$400,000	NA
Mississippi	ED20ATL3070084	East Central Planning and Development, Inc.	Newton	Economic Adjustment Assistance	\$400,000	NA
Mississippi	ED20ATL3070092	Central Mississippi Planning and Development District, Inc.	Jackson	Economic Adjustment Assistance	\$400,000	NA
Mississippi	ED20ATL3070095	North Delta Planning and Development District, Inc.	Batesville	Economic Adjustment Assistance	\$400,000	NA
Mississippi	ED20ATL3070101	North Central Planning & Development District, Inc.	Winona	Economic Adjustment Assistance	\$400,000	NA

* All supplemental awards are funded under the Economic Adjustment Assistance (EAA) Program

** Match includes Local (Applicant) match, State, and other federal funding, where applicable

(continued on next page)



SUMMARY OF EDA FY 2020 AWARDS (INCLUDING SUPPLEMENTAL* AWARDS) *(continued)*

State/Territory	Award #	Applicant	City	EDA Program	EDA Funding	Match**
Mississippi	ED20ATL3070104	Mississippi State University	Mississippi State	Economic Adjustment Assistance	\$299,712	NA
Mississippi	ED20ATL3070112	Mississippi Band of Choctaw Indians	Choctaw	Economic Adjustment Assistance	\$150,000	NA
Mississippi	ED20ATL3070116	Northeast Planning and Development District	Booneville	Economic Adjustment Assistance	\$400,000	NA
Mississippi	47907498	Three Rivers Planning and Development District	Pontotoc	Economic Adjustment Assistance	\$3,993,000	NA
Mississippi	47907532	East Central Planning and Development District	Newton	Economic Adjustment Assistance	\$1,595,000	NA
Mississippi	47907517	Southern Mississippi Planning and Development District, Inc.	Gulfport	Economic Adjustment Assistance	\$8,866,000	NA
Mississippi	40107550	Pontotoc County	Pontotoc	Public Works	\$620,970	\$620,970
Mississippi	47907500	North Central Planning and Development District, Inc	Winona	Economic Adjustment Assistance	\$1,562,000	NA
Mississippi	47907545	North Delta Planning and Development District	Batesville	Economic Adjustment Assistance	\$946,000	NA
Mississippi	47907501	South Delta Planning and Development District, Inc.	Greenville	Economic Adjustment Assistance	\$2,200,000	NA
Mississippi	47907536	Northeast Mississippi Planning and Development District	Booneville	Economic Adjustment Assistance	\$3,927,000	NA
Missouri	ED16DEN3020008	Bootheel Regional Planning and Economic Development Commission	Dexter	Planning	\$87,500	\$37,500
Missouri	ED16DEN3020062	Northeast Missouri Regional Planning Commission	Memphis	Planning	\$52,500	\$22,500
Missouri	ED16DEN3020072	Boonslick Regional Planning Commission	Warrenton	Planning	\$52,500	\$52,500
Missouri	ED20DEN3020005	Southwest Missouri Council of Governments	Springfield	Planning	\$70,000	\$46,667

* All supplemental awards are funded under the Economic Adjustment Assistance (EAA) Program

** Match includes Local (Applicant) match, State, and other federal funding, where applicable

(continued on next page)



SUMMARY OF EDA FY 2020 AWARDS (INCLUDING SUPPLEMENTAL* AWARDS) *(continued)*

State/Territory	Award #	Applicant	City	EDA Program	EDA Funding	Match**
Missouri	ED20DEN3020006	Northwest Missouri Regional Council of Governments	Maryville	Planning	\$210,000	\$90,000
Missouri	ED20DEN3020009	Ozark Foothills Regional Planning Commission	Poplar Bluff	Planning	\$210,000	\$90,000
Missouri	ED20DEN3020027	Mark Twain Regional Council of Governments	Perry	Planning	\$192,500	\$128,334
Missouri	ED20DEN3020028	Kaysinger Basin Regional Planning Commission	Clinton	Planning	\$192,500	\$82,500
Missouri	ED20DEN3020030	Green Hills Regional Planning Commission	Trenton	Planning	\$192,500	\$82,500
Missouri	ED20DEN3020037	Harry S. Truman Coordinating Council	Joplin	Planning	\$192,500	\$82,500
Missouri	ED20DEN3070033	Ozark Foothills Regional Planning Commission	Poplar Bluff	Economic Adjustment Assistance	\$399,695	NA
Missouri	ED20DEN3070056	Mid-America Regional Council Community Services Corporation	Kansas City	Economic Adjustment Assistance	\$400,000	NA
Missouri	ED20DEN3070064	Pioneer Trails Regional Planning Commission	Concordia	Economic Adjustment Assistance	\$400,000	NA
Missouri	ED20DEN3070066	Northeast Missouri Regional Planning Commission	Memphis	Economic Adjustment Assistance	\$400,000	NA
Missouri	ED20DEN3070072	Southwest Missouri Council of Governments	Springfield	Economic Adjustment Assistance	\$400,000	NA
Missouri	ED20DEN3070075	South Central Ozark Council of Governments	Pomona	Economic Adjustment Assistance	\$253,707	NA
Missouri	ED20DEN3070076	University of Missouri System	Kansas City	Economic Adjustment Assistance	\$300,000	NA
Missouri	ED20DEN3070080	Lake of the Ozarks Council of Governments	Camdenton	Economic Adjustment Assistance	\$400,000	NA
Missouri	ED20DEN3070084	Kaysinger Basin Regional Planning Commission	Clinton	Economic Adjustment Assistance	\$400,000	NA
Missouri	ED20DEN3070085	Green Hills Regional Planning Commission	Trenton	Economic Adjustment Assistance	\$400,000	NA

* All supplemental awards are funded under the Economic Adjustment Assistance (EAA) Program

** Match includes Local (Applicant) match, State, and other federal funding, where applicable

(continued on next page)



SUMMARY OF EDA FY 2020 AWARDS (INCLUDING SUPPLEMENTAL* AWARDS) (continued)

State/Territory	Award #	Applicant	City	EDA Program	EDA Funding	Match**
Missouri	ED20DEN3070088	Northwest Missouri Regional Council of Governments	Maryville	Economic Adjustment Assistance	\$400,000	NA
Missouri	ED20DEN3070089	Mid-Missouri Regional Planning Commission	Ashland	Economic Adjustment Assistance	\$399,816	NA
Missouri	ED20DEN3070090	Meramec Regional Planning Commission	Saint James	Economic Adjustment Assistance	\$400,000	NA
Missouri	ED20DEN3070092	Mo-Kan Development, Inc.	Saint Joseph	Economic Adjustment Assistance	\$400,000	NA
Missouri	ED20DEN3070094	Boonslick Regional Planning Commission	Warrenton	Economic Adjustment Assistance	\$400,000	NA
Missouri	ED20DEN3070119	Bootheel Regional Planning and Economic Development Commission	Dexter	Economic Adjustment Assistance	\$397,572	NA
Missouri	ED20DEN3070120	Harry S Truman Coordinating Council	Joplin	Economic Adjustment Assistance	\$381,620	NA
Missouri	ED20DEN3070121	Southeast Missouri Regional Planning and Economic Development Commission	Perryville	Economic Adjustment Assistance	\$400,000	NA
Missouri	ED20DEN3070122	Mark Twain Regional Council of Governments	Perry	Economic Adjustment Assistance	\$400,000	NA
Missouri	ED20HDQ0200016	BioSTL	Saint Louis	Regional Innovation Strategies	\$1,500,000	\$1,837,602
Missouri	ED20HDQ0200021	Bionexus KC	Kansas City	Regional Innovation Strategies	\$300,000	\$300,000
Missouri	ED20HDQ0200023	Equity2, LLC	Kansas City	Regional Innovation Strategies	\$289,579	\$423,734
Missouri	ED20HDQ3130003	University of Missouri System	Columbia	Trade Adjustment Assistance for Firms	\$1,137,801	\$132,344
Missouri	57906028	South Central Ozarks Council of Governments	Pomona	Economic Adjustment Assistance	\$530,000	NA
Missouri	56905943	Greater Poplar Bluff Area Chamber of Commerce	Poplar Bluff	Economic Adjustment Assistance	\$79,800	\$19,950

* All supplemental awards are funded under the Economic Adjustment Assistance (EAA) Program

** Match includes Local (Applicant) match, State, and other federal funding, where applicable

(continued on next page)



SUMMARY OF EDA FY 2020 AWARDS (INCLUDING SUPPLEMENTAL* AWARDS) (continued)

State/Territory	Award #	Applicant	City	EDA Program	EDA Funding	Match**
Missouri	57906034	City of Moberly	Moberly	Economic Adjustment Assistance	\$4,809,787	\$1,566,813
Missouri	57906020	Mark Twain Regional Council of Governments	Perry	Economic Adjustment Assistance	\$550,000	NA
Missouri	57906024	St. Louis Development Corporation	St. Louis	Economic Adjustment Assistance	\$3,157,000	NA
Missouri	57906044	County of Webster	Marshfield	Economic Adjustment Assistance	\$127,622	\$31,906
Missouri	57906037	South St. Joseph Industrial Sewer District	St. Joseph	Economic Adjustment Assistance	\$ 377,120	\$94,280
Missouri	57905968	Pike County	Bowling Green	Economic Adjustment Assistance	\$1,505,574	\$376,393
Missouri	57906017	Boonslick Regional Planning Commission	Warrenton	Economic Adjustment Assistance	\$1,100,000	NA
Missouri	57905933	Southeast Missouri Regional Port Authority	Scott City	Economic Adjustment Assistance	\$1,530,400	\$382,600
Missouri	57906019	Lake of the Ozarks Council of Local Governments	Camdenton	Economic Adjustment Assistance	\$550,000	NA
Missouri	57906018	Economic Development Corporation of Kansas City Missouri	Kansas City	Economic Adjustment Assistance	\$967,989	NA
Missouri	57906023	Southeast Missouri Regional Planning and Economic Development Commission	Perryville	Economic Adjustment Assistance	\$1,067,000	NA
Missouri	57906029	St. Louis Economic Development Partnership	Clayton	Economic Adjustment Assistance	\$704,000	NA
Missouri	57905962	City of Doniphan	Doniphan	Economic Adjustment Assistance	\$246,444	\$61,676
Missouri	57906022	MO-KAN Regional Council	St. Joseph	Economic Adjustment Assistance	\$550,000	NA
Missouri	57906021	Meramec Regional Planning Commission	St. James	Economic Adjustment Assistance	\$858,000	NA
Missouri	57905971	City of Lexington	Lexington	Economic Adjustment Assistance	\$6,000,000	\$4,350,000

* All supplemental awards are funded under the Economic Adjustment Assistance (EAA) Program

** Match includes Local (Applicant) match, State, and other federal funding, where applicable

(continued on next page)



SUMMARY OF EDA FY 2020 AWARDS (INCLUDING SUPPLEMENTAL* AWARDS) *(continued)*

State/Territory	Award #	Applicant	City	EDA Program	EDA Funding	Match**
Missouri	57905963	City of Ellington, Missouri	Ellington	Economic Adjustment Assistance	\$348,495	NA
Missouri	57906035	Pemiscot County Port Authority	Caruthersville	Economic Adjustment Assistance	\$1,871,485	\$207,943
Missouri	57905961	Lincoln County	Troy	Economic Adjustment Assistance	\$5,117,030	\$360,000
Missouri	57905966	City of Excelsior Springs	Excelsior Springs	Economic Adjustment Assistance	\$500,000	\$500,000
Missouri	ED18DEN3030029	University of Missouri System	Kansas City	Technical Assistance	\$162,500	\$162,500
Montana	ED16DEN3020003	Confederated Salish and Kootenai Tribes	Pablo	Planning	\$38,250	NA
Montana	ED16DEN3020011	Northern Rocky Mountain Economic Development District	Bozeman	Planning	\$17,500	\$17,500
Montana	ED16DEN3020029	Montana Business Assistance Connection, Inc.	Helena	Planning	\$17,500	\$17,500
Montana	ED16DEN3020039	Blackfeet Tribe of the Blackfeet Indian Reservation	Browning	Planning	\$25,500	NA
Montana	ED18DEN3030032	University of Montana	Missoula	Technical Assistance	\$146,000	\$146,000
Montana	ED20DEN3020013	Northern Rocky Mountain Economic Development District	Bozeman	Planning	\$210,000	\$210,000
Montana	ED20DEN3020014	Montana Business Assistance Connection, Inc.	Helena	Planning	\$210,000	\$210,000
Montana	ED20DEN3020026	Great Northern Development Corporation	Wolf Point	Planning	\$192,500	\$82,500
Montana	ED20DEN3020032	Snowy Mountain Development Corporation	Lewistown	Planning	\$192,500	\$192,500
Montana	ED20DEN3020034	Headwaters Resource Conservation and Development Area, Inc.	Butte	Planning	\$192,500	\$192,500
Montana	ED20DEN3020145	Blackfeet Tribe of the Blackfeet Indian Reservation	Browning	Planning	\$153,000	NA

* All supplemental awards are funded under the Economic Adjustment Assistance (EAA) Program

** Match includes Local (Applicant) match, State, and other federal funding, where applicable

(continued on next page)



SUMMARY OF EDA FY 2020 AWARDS (INCLUDING SUPPLEMENTAL* AWARDS) *(continued)*

State/Territory	Award #	Applicant	City	EDA Program	EDA Funding	Match**
Montana	ED20DEN3020146	Crow Tribe of Indians	Crow Agency	Planning	\$153,000	NA
Montana	ED20DEN3020149	Fort Peck Assiniboine & Sioux Tribes	Poplar	Planning	\$153,000	NA
Montana	ED20DEN3020151	Confederated Salish and Kootenai Tribes	Pablo	Planning	\$153,000	NA
Montana	ED20DEN3020153	Lake County Community Development Corporation	Ronan	Planning	\$72,000	\$48,000
Montana	ED20DEN3030019	Northern Rocky Mountain Economic Development District	Bozeman	Technical Assistance	\$52,000	\$52,000
Montana	ED20DEN3030024	Headwaters Resource Conservation and Development Area, Inc.	Butte	Planning	\$26,250	\$26,250
Montana	ED20DEN3070062	Snowy Mountain Development Corporation	Lewistown	Economic Adjustment Assistance	\$400,000	NA
Montana	ED20DEN3070077	University of Montana	Missoula	Economic Adjustment Assistance	\$299,616	NA
Montana	ED20DEN3070079	Confederated Salish and Kootenai Tribes	Pablo	Economic Adjustment Assistance	\$150,000	NA
Montana	ED20DEN3070081	Bear Paw Development Corporation of Northern Montana	Havre	Economic Adjustment Assistance	\$400,000	NA
Montana	ED20DEN3070091	Northern Rocky Mountain Economic Development District	Bozeman	Economic Adjustment Assistance	\$400,000	NA
Montana	ED20DEN3070097	Southeastern Montana Development Corporation	Colstrip	Economic Adjustment Assistance	\$400,000	NA
Montana	ED20DEN3070098	Northern Cheyenne Tribe	Lame Deer	Economic Adjustment Assistance	\$150,000	NA
Montana	ED20DEN3070101	Fort Peck Assiniboine & Sioux Tribes	Poplar	Economic Adjustment Assistance	\$149,443	NA
Montana	ED20DEN3070102	Blackfeet Tribe of the Blackfeet Indian Reservation	Browning	Economic Adjustment Assistance	\$147,053	NA
Montana	ED20DEN3070103	North Central Montana Economic Development District, Inc.	Great Falls	Economic Adjustment Assistance	\$400,000	NA

* All supplemental awards are funded under the Economic Adjustment Assistance (EAA) Program

** Match includes Local (Applicant) match, State, and other federal funding, where applicable

(continued on next page)



SUMMARY OF EDA FY 2020 AWARDS (INCLUDING SUPPLEMENTAL* AWARDS) *(continued)*

State/Territory	Award #	Applicant	City	EDA Program	EDA Funding	Match**
Montana	ED20DEN3070105	The Chippewa Cree Tribe of the Rocky Boy Reservation	Box Elder	Economic Adjustment Assistance	\$150,000	NA
Montana	ED20DEN3070110	Headwaters Resource Conservation and Development Area, Inc.	Butte	Economic Adjustment Assistance	\$400,000	NA
Montana	ED20DEN3070111	Fort Belknap Indian Community	Harlem	Economic Adjustment Assistance	\$150,000	NA
Montana	ED20DEN3070125	Eastern Plains Economic Development Corporation	Sidney	Economic Adjustment Assistance	\$300,000	NA
Montana	ED20DEN3070127	Great Northern Development Corporation	Wolf Point	Economic Adjustment Assistance	\$400,000	NA
Montana	ED20DEN3070132	Beartooth Resource Conservation & Development Area, Inc.	Joliet	Economic Adjustment Assistance	\$400,000	NA
Montana	ED20DEN3070134	Crow Tribe of Indians	Crow Agency	Economic Adjustment Assistance	\$150,000	NA
Montana	ED20DEN3070137	Montana Business Assistance Connection, Inc.	Helena	Economic Adjustment Assistance	\$400,000	NA
Montana	57906013	Headwaters Resource Conservation and Development Area, Inc.	Butte	Economic Adjustment Assistance	\$550,000	NA
Montana	50105972	Butte-Silver Bow Consolidate Local Government	Butte	Public Works	\$2,974,333	\$8,041,717
Montana	57906015	Montana Community Development Corporation	Missoula	Economic Adjustment Assistance	\$1,628,000	NA
Montana	57905952	Powder River County	Broadus	Economic Adjustment Assistance	\$7,000,000	\$1,750,000
Montana	57906014	Montana Business Assistance Connection, Inc.	Helena	Economic Adjustment Assistance	\$660,000	NA
Montana	57906026	County of Stillwater	Columbus	Economic Adjustment Assistance	\$2,497,310	\$624,326
Montana	57905969	Bear Paw Development Corporation of Northern Montana	Havre	Economic Adjustment Assistance	\$600,000	\$150,000
Montana	57906012	Great Falls Development Authority, Inc.	Great Falls	Economic Adjustment Assistance	\$4,829,000	NA

* All supplemental awards are funded under the Economic Adjustment Assistance (EAA) Program

** Match includes Local (Applicant) match, State, and other federal funding, where applicable

(continued on next page)



SUMMARY OF EDA FY 2020 AWARDS (INCLUDING SUPPLEMENTAL* AWARDS) *(continued)*

State/Territory	Award #	Applicant	City	EDA Program	EDA Funding	Match**
Montana	50105938	Big Sky Economic Development Authority	Billings	Public Works	\$2,007,121	\$2,007,121
Montana	57906011	Butte Local Development Corporation	Butte	Economic Adjustment Assistance	\$3,542,000	NA
Nebraska	ED16DEN3020014	South Central Economic Development District, Inc.	Holdrege	Planning	\$17,500	\$17,500
Nebraska	ED16DEN3020042	West Central Nebraska Economic Development District, Inc.	Ogallala	Planning	\$70,000	\$70,000
Nebraska	ED18DEN3030027	University of Nebraska	Omaha	Technical Assistance	\$112,000	\$117,403
Nebraska	ED20DEN3020008	South Central Economic Development District, Inc.	Holdrege	Planning	\$210,000	\$210,000
Nebraska	ED20DEN3070050	Central Nebraska Economic Development District	Chambers	Economic Adjustment Assistance	\$383,350	NA
Nebraska	ED20DEN3070053	Panhandle Area Development District	Scottsbluff	Economic Adjustment Assistance	\$257,128	NA
Nebraska	ED20DEN3070067	South Central Economic Development District, Inc.	Holdrege	Economic Adjustment Assistance	\$400,000	NA
Nebraska	ED20DEN3070082	Northeast Nebraska Economic Development District	Norfolk	Economic Adjustment Assistance	\$400,000	NA
Nebraska	ED20DEN3070096	Southeast Nebraska Development District	Lincoln	Economic Adjustment Assistance	\$400,000	NA
Nebraska	ED20DEN3070130	Omaha-Council Bluffs Metropolitan Area Planning Agency	Omaha	Economic Adjustment Assistance	\$400,000	NA
Nebraska	ED20DEN3070135	West Central Nebraska Development District, Inc.	Ogallala	Economic Adjustment Assistance	\$400,000	NA
Nebraska	ED20DEN3070144	University of Nebraska	Omaha	Economic Adjustment Assistance	\$300,000	NA
Nebraska	ED20HDQ0200018	Invest Nebraska Corporation	Lincoln	Regional Innovation Strategies	\$600,000	\$600,000
Nebraska	57906039	City of Nebraska	Nebraska City	Economic Adjustment Assistance	\$530,748	\$132,687

* All supplemental awards are funded under the Economic Adjustment Assistance (EAA) Program

** Match includes Local (Applicant) match, State, and other federal funding, where applicable

(continued on next page)



SUMMARY OF EDA FY 2020 AWARDS (INCLUDING SUPPLEMENTAL* AWARDS) *(continued)*

State/Territory	Award #	Applicant	City	EDA Program	EDA Funding	Match**
Nebraska	57905964	South Sioux City	South Sioux City	Economic Adjustment Assistance	\$12,199,000	\$12,199,000
Nebraska	56905951	Southeast Nebraska Development District	Lincoln	Economic Adjustment Assistance	\$150,000	\$36,000
Nebraska	56905941	Omaha-Council Bluffs Metropolitan Area Planning Agency	Omaha	Economic Adjustment Assistance	\$388,556	\$97,139
Nebraska	57906041	City of Valentine	Valentine	Economic Adjustment Assistance	\$1,875,655	\$1,380,220
Nebraska	57905999	Jefferson County	Fairbury	Economic Adjustment Assistance	\$2,610,823	\$652,706
Nebraska	57905986	Northeast Nebraska Economic Development District	Norfolk	Economic Adjustment Assistance	\$2,211,000	NA
Nevada	ED17SEA3030034	Nevada System of Higher Education	Reno	Technical Assistance	\$125,000	\$125,000
Nevada	ED20SEA3020056	Western Nevada Development District	Carson City	Planning	\$240,000	\$102,858
Nevada	ED20SEA3070021	Western Nevada Development District	Carson City	Economic Adjustment Assistance	\$400,000	NA
Nevada	ED20SEA3070055	Nevada System of Higher Education	Reno	Economic Adjustment Assistance	\$300,000	NA
Nevada	77907582	Rural Nevada Development Corporation	Ely	Economic Adjustment Assistance	\$3,300,000	NA
Nevada	77907521	City of Wells	Wells	Economic Adjustment Assistance	\$ 2,078,447	\$271,341
New Hampshire	ED19PHI3020012	North Country Council Inc.	Littleton	Planning	\$70,000	\$70,000
New Hampshire	ED19PHI3020035	Rockingham Economic Development Corporation	Raymond	Planning	\$70,000	\$70,000
New Hampshire	ED20HDQ0200033	University System of New Hampshire	Durham	Regional Innovation Strategies	\$598,152	\$598,284
New Hampshire	ED20PHI3020086	Strafford Regional Planning Commission	Rochester	Planning	\$70,000	\$70,000

* All supplemental awards are funded under the Economic Adjustment Assistance (EAA) Program

** Match includes Local (Applicant) match, State, and other federal funding, where applicable

(continued on next page)



SUMMARY OF EDA FY 2020 AWARDS (INCLUDING SUPPLEMENTAL* AWARDS) (continued)

State/Territory	Award #	Applicant	City	EDA Program	EDA Funding	Match**
New Hampshire	ED20PHI3070007	North Country Council Inc	Littleton	Economic Adjustment Assistance	\$400,000	NA
New Hampshire	ED20PHI3070016	Rockingham Economic Development Corporation	Raymond	Economic Adjustment Assistance	\$400,000	NA
New Hampshire	17915046	Town of Bristol	Bristol	Economic Adjustment Assistance	\$3,520,000	\$880,000
New Hampshire	17914963	Rockingham Economic Development Corporation (REDC)	Raymond	Economic Adjustment Assistance	\$1,000,000	\$250,000
New Hampshire	16915047	Strafford Regional Planning Commission	Rochester	Economic Adjustment Assistance	\$379,131	NA
New Hampshire	17915007	City of Nashua	Nashua	Economic Adjustment Assistance	\$825,000	NA
New Jersey	ED16PHI3030063	Rutgers, The State University of New Jersey	Newark	Technical Assistance	\$116,667	\$116,667
New Jersey	ED19PHI3020025	South Jersey Economic Development District, Inc.	Vineland	Planning	\$70,000	\$70,000
New Jersey	ED20HDQ0200027	Rutgers, The State University of New Jersey	Newark	Regional Innovation Strategies	\$300,000	\$300,000
New Jersey	ED20PHI3070015	South Jersey Economic Development District, Inc.	Vineland	Economic Adjustment Assistance	\$400,000	NA
New Jersey	ED20PHI3070027	Rutgers, The State University of New Jersey	Newark	Economic Adjustment Assistance	\$300,000	NA
New Jersey	17915010	New Jersey Economic Development Authority	Trenton	Economic Adjustment Assistance	\$11,000,000	NA
New Jersey	17914917	Rutgers, The State University of New Jersey	Piscataway	Economic Adjustment Assistance	\$220,000	\$220,000
New Jersey	17915009	Burlington County	Mount Holly	Economic Adjustment Assistance	\$660,000	NA
New Jersey	17914978	Cooperative Business Assistance Corporation	Camden	Economic Adjustment Assistance	\$2,706,000	NA
New Jersey	17915008	Jersey City Economic Development Corporation	Jersey City	Economic Adjustment Assistance	\$550,000	NA

* All supplemental awards are funded under the Economic Adjustment Assistance (EAA) Program

** Match includes Local (Applicant) match, State, and other federal funding, where applicable

(continued on next page)



SUMMARY OF EDA FY 2020 AWARDS (INCLUDING SUPPLEMENTAL* AWARDS) *(continued)*

State/Territory	Award #	Applicant	City	EDA Program	EDA Funding	Match**
New Jersey	10115032	Atlantic City	Atlantic City	Public Works	\$2,450,000	\$7,150,000
New Mexico	ED18AUS3030034	STC.UNM	Albuquerque	Technical Assistance	\$112,850	\$112,853
New Mexico	ED20AUS3070023	STC.UNM	Albuquerque	Economic Adjustment Assistance	\$300,000	NA
New Mexico	ED20AUS3070031	Southwest New Mexico Council of Governments	Silver City	Economic Adjustment Assistance	\$400,000	NA
New Mexico	ED20AUS3070032	Southeastern New Mexico Economic Development District, Inc.	Roswell	Economic Adjustment Assistance	\$400,000	NA
New Mexico	ED20AUS3070034	Northwest New Mexico Council of Governments	Gallup	Economic Adjustment Assistance	\$400,000	NA
New Mexico	ED20AUS3070039	North Central New Mexico Economic Development District	Santa Fe	Economic Adjustment Assistance	\$400,000	NA
New Mexico	ED20AUS3070042	Eastern Plains Council of Governments	Clovis	Economic Adjustment Assistance	\$400,000	NA
New Mexico	ED20AUS3070044	San Juan College	Farmington	Economic Adjustment Assistance	\$300,000	NA
New Mexico	ED20AUS3070046	South Central Council of Governments, Inc.	Elephant Butte	Economic Adjustment Assistance	\$400,000	NA
New Mexico	ED20AUS3070052	Mid-Region Council of Governments	Albuquerque	Economic Adjustment Assistance	\$400,000	NA
New Mexico	ED20HDQ0200053	Los Alamos Commerce and Development Corporation	Los Alamos	Regional Innovation Strategies	\$600,000	\$903,265
New Mexico	87905417	Carlsbad Industrial Action, Inc., dba Carlsbad Department of Development	Carlsbad	Economic Adjustment Assistance	\$550,000	NA
New Mexico	87905372	Santa Fe Business Incubator	Santa Fe	Economic Adjustment Assistance	\$400,000	\$400,000
New Mexico	86905462	New Mexico Department of Information Technology	Santa Fe	Economic Adjustment Assistance	\$1,500,000	\$375,000

* All supplemental awards are funded under the Economic Adjustment Assistance (EAA) Program

** Match includes Local (Applicant) match, State, and other federal funding, where applicable

(continued on next page)



SUMMARY OF EDA FY 2020 AWARDS (INCLUDING SUPPLEMENTAL* AWARDS) *(continued)*

State/Territory	Award #	Applicant	City	EDA Program	EDA Funding	Match**
New Mexico	87905407	Northwest New Mexico Council of Governments	Gallup	Economic Adjustment Assistance	\$988,400	NA
New Mexico	80105395	City of Artesia	Artesia	Public Works	\$1,500,000	\$1,500,000
New Mexico	87905366	Global Center for Cultural Entrepreneurship	Santa Fe	Economic Adjustment Assistance	\$250,000	\$167,617
New Mexico	87905386	Homewise, Inc.	Santa Fe	Economic Adjustment Assistance	\$250,000	\$107,143
New Mexico	87905385	DreamSpring	Albuquerque	Economic Adjustment Assistance	\$500,000	\$125,000
New Mexico	87905404	North Central New Mexico Economic Development District	Santa Fe	Economic Adjustment Assistance	\$550,000	NA
New Mexico	86905448	New Mexico Economic Development Department	Santa Fe	Economic Adjustment Assistance	\$1,500,000	\$377,654
New Mexico	80105362	Regents of New Mexico University	Las Cruces	Public Works	\$1,000,000	\$250,000
New Mexico	80105339	City of Albuquerque	Albuquerque	Public Works	\$1,200,000	\$1,200,000
New Mexico	ED18AUS3030032	San Juan College	Farmington	Technical Assistance	\$112,850	\$49,912
New York	ED16PHI3030071	The Research Foundation for The State University of New York	Albany	Technical Assistance	\$116,667	\$117,261
New York	ED16PHI3030074	University of Rochester	Rochester	Technical Assistance	\$116,667	\$118,807
New York	ED19PHI3020014	Southern Tier East Regional Planning Development Board	Binghamton	Planning	\$70,000	\$70,000
New York	ED19PHI3020015	Lake Champlain-Lake George Regional Planning Board	Lake George	Planning	\$70,000	\$70,000
New York	ED19PHI3020017	Southern Tier West Regional Planning and Development Board	Salamanca	Planning	\$70,000	\$70,000
New York	ED19PHI3020019	Genesee Finger Lakes Regional Planning Council	Rochester	Planning	\$70,000	\$70,000

* All supplemental awards are funded under the Economic Adjustment Assistance (EAA) Program

** Match includes Local (Applicant) match, State, and other federal funding, where applicable

(continued on next page)



SUMMARY OF EDA FY 2020 AWARDS (INCLUDING SUPPLEMENTAL* AWARDS) (continued)

State/Territory	Award #	Applicant	City	EDA Program	EDA Funding	Match**
New York	ED19PHI3020021	Central New York Regional Planning and Development Board	Syracuse	Planning	\$70,000	\$70,000
New York	ED19PHI3020027	Mohawk Valley Economic Development District, Inc.	Mohawk	Planning	\$70,000	\$70,000
New York	ED19PHI3020030	Southern Tier Central Regional Planning and Development Board	Corning	Planning	\$70,000	\$70,000
New York	ED19PHI3020052	Capital District Regional Planning Commission	Albany	Planning	\$70,000	\$70,000
New York	ED19PHI3020054	Seneca Nation of Indians	Salamanca	Planning	\$46,520	NA
New York	ED19PHI3020064	Saint Regis Mohawk Tribe	Akwesasne	Planning	\$47,000	NA
New York	ED20HDQ3130007	The Research Foundation for The State University of New York	Binghamton	Trade Adjustment Assistance for Firms	\$951,290	\$215,440
New York	ED20PHI3070009	Lake Champlain Lake George Regional Planning Board	Lake George	Economic Adjustment Assistance	\$400,000	NA
New York	ED20PHI3070018	Southern Tier Central Regional Planning and Development Board	Corning	Economic Adjustment Assistance	\$400,000	NA
New York	ED20PHI3070019	Central New York Regional Planning & Development Board	Syracuse	Economic Adjustment Assistance	\$400,000	NA
New York	ED20PHI3070023	Southern Tier West Regional Planning & Development Board	Salamanca	Economic Adjustment Assistance	\$400,000	NA
New York	ED20PHI3070026	Capital District Regional Planning Commission	Albany	Economic Adjustment Assistance	\$400,000	NA
New York	ED20PHI3070042	The Research Foundation for the State University of New York	Albany	Economic Adjustment Assistance	\$300,000	NA
New York	ED20PHI3070045	Southern Tier East Regional Planning Development Board	Binghamton	Economic Adjustment Assistance	\$400,000	NA
New York	ED20PHI3070047	Saint Regis Mohawk Tribe	Akwesasne	Economic Adjustment Assistance	\$150,000	NA
New York	ED20PHI3070079	Mohawk Valley Economic Development District, Inc.	Mohawk	Economic Adjustment Assistance	\$400,000	NA

* All supplemental awards are funded under the Economic Adjustment Assistance (EAA) Program

** Match includes Local (Applicant) match, State, and other federal funding, where applicable

(continued on next page)



SUMMARY OF EDA FY 2020 AWARDS (INCLUDING SUPPLEMENTAL* AWARDS) (continued)

State/Territory	Award #	Applicant	City	EDA Program	EDA Funding	Match**
New York	ED20PHI3070081	Seneca Nation of Indians	Salamanca	Economic Adjustment Assistance	\$150,000	NA
New York	ED20PHI3070082	Genesee Finger Lakes Regional Planning Council	Rochester	Economic Adjustment Assistance	\$400,000	NA
New York	ED20PHI3070083	Hudson Valley Regional Council, Inc.	Newburgh	Economic Adjustment Assistance	\$400,000	NA
New York	ED20PHI3070085	University of Rochester	Rochester	Economic Adjustment Assistance	\$265,000	NA
New York	77907633	NDC Economic Development Lending, Inc.	New York	Economic Adjustment Assistance	\$3,850,000	\$962,500
New York	17915025	Greater Jamaica Development Corporation	Jamaica	Economic Adjustment Assistance	\$759,000	NA
New York	17915013	Central New York Regional Planning and Development Board	Syracuse	Economic Adjustment Assistance	\$1,254,000	NA
New York	17915022	Erie County Industrial Development Agency	Buffalo	Economic Adjustment Assistance	\$5,415,694	NA
New York	1011476301	Community Solutions International, Inc.	New York	Public Works	\$643,061	\$73,094
New York	17915024	Long Island Development Corporation	Hauppauge	Economic Adjustment Assistance	\$7,227,000	NA
New York	10115049	Town of Erwin Industrial Development Agency	Painted Post	Public Works	\$557,254	\$635,066
New York	17915023	Mohawk Valley Economic Development District	Mohawk	Economic Adjustment Assistance	\$3,014,000	NA
New York	17915014	County of Chautauqua Industrial Development Agency	Jamestown	Economic Adjustment Assistance	\$10,505,067	NA
New York	17915041	Town of Cortlandt	Cortlandt Manor	Economic Adjustment Assistance	\$3,200,000	\$3,200,000
New York	17914939	Yeshiva University	New York	Economic Adjustment Assistance	\$1,400,000	\$600,000
New York	10114979	County of Otsego Industrial Development Agency	Oneonta	Public Works	\$1,200,000	\$1,200,000

* All supplemental awards are funded under the Economic Adjustment Assistance (EAA) Program

** Match includes Local (Applicant) match, State, and other federal funding, where applicable

(continued on next page)



SUMMARY OF EDA FY 2020 AWARDS (INCLUDING SUPPLEMENTAL* AWARDS) *(continued)*

State/Territory	Award #	Applicant	City	EDA Program	EDA Funding	Match**
New York	77907573	NDC Economic Development Lending, Inc.	New York	Economic Adjustment Assistance	\$770,000	NA
New York	17915012	Southern Tier Enterprise Development Organization	Salamanca	Economic Adjustment Assistance	\$660,000	NA
New York	17915011	Regional Economic Development & Energy Corporation	Painted Post	Economic Adjustment Assistance	\$550,000	NA
New York	17914980	Lake Champlain-Lake George Regional Planning Board	Lake George	Economic Adjustment Assistance	\$3,234,000	NA
New York	17914916	TruFund Financial Services, Inc.	New York	Economic Adjustment Assistance	\$800,000	\$200,000
New York	10114945	City of Sherrill	Sherrill	Public Works	\$306,000	\$306,000
New York	17915027	Niagara County Industrial Development Authority	Sanborn	Economic Adjustment Assistance	\$737,000	NA
New York	10114937	Town of Prattsburgh	Prattsburgh	Public Works	\$748,500	\$748,500
New York	17915029	Albany County Business Development Corporation	Albany	Economic Adjustment Assistance	\$8,755,500	NA
New York	17914921	Jefferson County	Watertown	Economic Adjustment Assistance	\$39,000	\$39,000
New York	10114922	Southern Tier Network, Inc.	Corning	Public Works	\$1,552,593	\$2,328,891
New York	ED19PHI3020061	Hudson Valley Regional Council, Inc.	Newburgh	Planning	\$70,000	\$70,000
North Carolina	ED17ATL3030034	Fayetteville State University	Fayetteville	Technical Assistance	\$118,000	\$118,000
North Carolina	ED17ATL3030035	Western Carolina University	Cullowhee	Technical Assistance	\$118,000	\$118,000
North Carolina	ED17ATL3030039	University of North Carolina at Chapel Hill	Chapel Hill	Technical Assistance	\$118,000	\$118,000
North Carolina	ED20ATL3020003	Albemarle Commission	Hertford	Planning	\$210,000	\$90,000

* All supplemental awards are funded under the Economic Adjustment Assistance (EAA) Program

** Match includes Local (Applicant) match, State, and other federal funding, where applicable

(continued on next page)



SUMMARY OF EDA FY 2020 AWARDS (INCLUDING SUPPLEMENTAL* AWARDS) *(continued)*

State/Territory	Award #	Applicant	City	EDA Program	EDA Funding	Match**
North Carolina	ED20ATL3020007	Southwestern North Carolina Planning and Economic Development Commission	Sylva	Planning	\$210,000	\$90,000
North Carolina	ED20ATL3020013	Western Piedmont Council of Governments	Hickory	Planning	\$210,000	\$210,000
North Carolina	ED20ATL3020025	Eastern Band of Cherokee Indians	Cherokee	Planning	\$145,000	NA
North Carolina	ED20ATL3070030	Land of Sky Regional Council	Asheville	Economic Adjustment Assistance	\$400,000	NA
North Carolina	ED20ATL3070031	Neuse River Council of Governments	New Bern	Economic Adjustment Assistance	\$400,000	NA
North Carolina	ED20ATL3070032	Piedmont Triad Regional Development Corporation	Kernersville	Economic Adjustment Assistance	\$400,000	NA
North Carolina	ED20ATL3070034	Southwestern NC Planning & Economic Development Commission	Sylva	Economic Adjustment Assistance	\$400,000	NA
North Carolina	ED20ATL3070036	Western Piedmont Council of Governments	Hickory	Economic Adjustment Assistance	\$400,000	NA
North Carolina	ED20ATL3070038	Kerr-Tar Regional Council of Governments	Henderson	Economic Adjustment Assistance	\$400,000	NA
North Carolina	ED20ATL3070041	Triangle J Council of Governments	Durham	Economic Adjustment Assistance	\$400,000	NA
North Carolina	ED20ATL3070048	Mid-East Commission	Washington	Economic Adjustment Assistance	\$400,000	NA
North Carolina	ED20ATL3070050	Region D Council of Governments	Boone	Economic Adjustment Assistance	\$400,000	NA
North Carolina	ED20ATL3070053	University of North Carolina at Chapel Hill	Chapel Hill	Economic Adjustment Assistance	\$300,000	NA
North Carolina	ED20ATL3070064	Upper Coastal Plain Council of Governments	Wilson	Economic Adjustment Assistance	\$400,000	NA
North Carolina	ED20ATL3070068	Fayetteville State University	Fayetteville	Economic Adjustment Assistance	\$281,204	NA
North Carolina	ED20ATL3070074	Eastern Band of Cherokee Indians	Cherokee	Economic Adjustment Assistance	\$150,000	NA

* All supplemental awards are funded under the Economic Adjustment Assistance (EAA) Program

** Match includes Local (Applicant) match, State, and other federal funding, where applicable

(continued on next page)



SUMMARY OF EDA FY 2020 AWARDS (INCLUDING SUPPLEMENTAL* AWARDS) *(continued)*

State/Territory	Award #	Applicant	City	EDA Program	EDA Funding	Match**
North Carolina	ED20ATL3070076	Southeastern Economic Development Commission	Elizabethtown	Economic Adjustment Assistance	\$400,000	NA
North Carolina	ED20ATL3070094	Centralina Economic Development Commission, Inc.	Charlotte	Economic Adjustment Assistance	\$400,000	NA
North Carolina	ED20ATL3070118	Albemarle Commission	Hertford	Economic Adjustment Assistance	\$400,000	NA
North Carolina	ED20HDQ0200048	First Flight Venture Center, Inc.	Durham	Regional Innovation Strategies	\$1,297,981	\$1,303,690
North Carolina	47907511	Kerr-Tar Regional Council of Governments	Henderson	Economic Adjustment Assistance	\$1,221,000	NA
North Carolina	47907423	Lenoir Community College	Kinston	Economic Adjustment Assistance	\$2,000,000	\$5,274,157
North Carolina	47907507	Mountain BizCapital, Inc.	Asheville	Economic Adjustment Assistance	\$1,800,000	NA
North Carolina	46907427	Moore County Partners in Progress	Pinehurst	Economic Adjustment Assistance	\$80,000	\$20,000
North Carolina	47907513	Mid-East Commission	Washington	Economic Adjustment Assistance	\$671,000	NA
North Carolina	47907439	Johnston County	Smithfield	Economic Adjustment Assistance	\$1,500,000	\$1,500,000
North Carolina	47907443	Town of Fair Bluff	Fair Bluff	Economic Adjustment Assistance	\$4,800,000	\$1,200,000
North Carolina	46907429	Upper Coastal Plain Council of Governments	Wilson	Economic Adjustment Assistance	\$72,000	\$18,000
North Carolina	46907441	Lumber River Council of Governments	Pembroke	Economic Adjustment Assistance	\$64,000	\$16,000
North Carolina	47907495	Piedmont Triad Regional Development Corporation	Kernersville	Economic Adjustment Assistance	\$2,222,000	NA
North Carolina	47907438	Town of Seaboard	Seaboard	Economic Adjustment Assistance	\$ 992,576	\$248,144
North Carolina	47907453	Scotland County Economic Development Corporation	Laurinburg	Economic Adjustment Assistance	\$2,000,000	\$1,036,995

* All supplemental awards are funded under the Economic Adjustment Assistance (EAA) Program

** Match includes Local (Applicant) match, State, and other federal funding, where applicable

(continued on next page)



SUMMARY OF EDA FY 2020 AWARDS (INCLUDING SUPPLEMENTAL* AWARDS) (continued)

State/Territory	Award #	Applicant	City	EDA Program	EDA Funding	Match**
North Carolina	47907440	Carteret County-Beaufort Airport Authority	Beaufort	Economic Adjustment Assistance	\$3,287,800	\$821,950
North Carolina	40107452	County of Davidson	Lexington	Public Works	\$1,945,472	\$1,941,473
North Carolina	46907472	North Carolina Department of Public Safety	Raleigh	Economic Adjustment Assistance	\$1,096,615	\$287,932
North Carolina	47907502	UDI Community Development Corporation	Durham	Economic Adjustment Assistance	\$550,000	NA
North Carolina	47907480	Town of Clayton	Clayton	Economic Adjustment Assistance	\$6,000,000	\$4,722,780
North Carolina	47907426	Centralina Economic Development Commission, Inc.	Charlotte	Economic Adjustment Assistance	\$200,000	\$50,000
North Carolina	47907428	Piedmont Triad Regional Council	Kernersville	Economic Adjustment Assistance	\$200,000	\$50,000
North Carolina	47907503	Southwestern North Carolina Economic Development District	Sylva	Economic Adjustment Assistance	\$2,000,000	NA
North Carolina	40107418	Sampson Community College	Clinton	Public Works	\$2,589,380	\$647,345
North Carolina	47907424	City of Lumberton	Lumberton	Economic Adjustment Assistance	\$6,840,865	\$2,343,500
North Dakota	ED16DEN3020105	Three Affiliated Tribes	New Town	Planning	\$51,000	NA
North Dakota	ED18DEN3020038	Standing Rock Sioux Tribe	Fort Yates	Planning	\$51,000	NA
North Dakota	ED18DEN3030028	University of North Dakota	Grand Forks	Technical Assistance	\$100,000	\$100,000
North Dakota	ED20DEN3020010	Tri-County Regional Development Council	Williston	Planning	\$210,000	\$210,000
North Dakota	ED20DEN3020011	South Central Dakota Regional Council	Jamestown	Planning	\$210,000	\$210,000
North Dakota	ED20DEN3020020	Red River Regional Council	Grafton	Planning	\$192,500	\$192,500

* All supplemental awards are funded under the Economic Adjustment Assistance (EAA) Program

** Match includes Local (Applicant) match, State, and other federal funding, where applicable

(continued on next page)



SUMMARY OF EDA FY 2020 AWARDS (INCLUDING SUPPLEMENTAL* AWARDS) *(continued)*

State/Territory	Award #	Applicant	City	EDA Program	EDA Funding	Match**
North Dakota	ED20DEN3020147	Turtle Mountain Band of Chippewa Indians	Belcourt	Planning	\$153,000	NA
North Dakota	ED20DEN3070029	Lewis and Clark Regional Development Council	Mandan	Economic Adjustment Assistance	\$400,000	NA
North Dakota	ED20DEN3070043	University of North Dakota	Grand Forks	Economic Adjustment Assistance	\$299,921	NA
North Dakota	ED20DEN3070054	Standing Rock Sioux Tribe	Fort Yates	Economic Adjustment Assistance	\$150,000	NA
North Dakota	ED20DEN3070061	Souris Basin Planning Council	Minot	Economic Adjustment Assistance	\$400,000	NA
North Dakota	ED20DEN3070071	North Central Planning Council	Devils Lake	Economic Adjustment Assistance	\$384,738	NA
North Dakota	ED20DEN3070109	Red River Regional Council	Grafton	Economic Adjustment Assistance	\$400,000	NA
North Dakota	ED20DEN3070113	Tri-County Regional Development Council	Williston	Economic Adjustment Assistance	\$383,115	NA
North Dakota	ED20DEN3070114	Three Affiliated Tribes	New Town	Economic Adjustment Assistance	\$150,000	NA
North Dakota	ED20DEN3070115	Lake Agassiz Regional Council	Fargo	Economic Adjustment Assistance	\$400,000	NA
North Dakota	ED20DEN3070133	Turtle Mountain Band of Chippewa Indians	Belcourt	Economic Adjustment Assistance	\$150,000	NA
North Dakota	ED20DEN3070138	South Central Dakota Regional Council	Jamestown	Economic Adjustment Assistance	\$236,460	NA
North Dakota	ED20DEN3070139	Spirit Lake Tribe	Fort Totten	Economic Adjustment Assistance	\$150,000	NA
North Dakota	57905991	Grand Forks Growth Fund, a Jobs Development Authority	Grand Forks	Economic Adjustment Assistance	\$1,529,000	NA
North Dakota	57905988	North Central Planning Council	Devils Lake	Economic Adjustment Assistance	\$1,255,273	NA
North Dakota	57905982	North Dakota Association of Rural Electric Cooperatives	Mandan	Economic Adjustment Assistance	\$4,068,372	\$1,017,093

* All supplemental awards are funded under the Economic Adjustment Assistance (EAA) Program

** Match includes Local (Applicant) match, State, and other federal funding, where applicable

(continued on next page)



SUMMARY OF EDA FY 2020 AWARDS (INCLUDING SUPPLEMENTAL* AWARDS) (continued)

State/Territory	Award #	Applicant	City	EDA Program	EDA Funding	Match**
North Dakota	57905990	Lake Agassiz Regional Council	Fargo	Economic Adjustment Assistance	\$1,617,000	NA
North Dakota	57905946	NDSU Research & Technology Park	Fargo	Economic Adjustment Assistance	\$1,500,400	\$500,000
North Dakota	57905987	Red River Regional Council	Grafton	Economic Adjustment Assistance	\$1,386,000	NA
North Dakota	57905989	Lewis & Clark Regional Development Council	Mandan	Economic Adjustment Assistance	\$1,133,000	NA
North Dakota	57905976	Souris Basin Planning Council	Minot	Economic Adjustment Assistance	\$1,408,000	NA
Northern Mariana Islands	77907506	Commonwealth Utilities Corporation	Saipan	Economic Adjustment Assistance	\$1,726,416	\$431,604
Ohio	ED16CHI3030034	Bowling Green State University	Bowling Green	Technical Assistance	\$150,000	\$150,000
Ohio	ED16CHI3030036	Cleveland State University	Cleveland	Technical Assistance	\$80,000	\$122,740
Ohio	ED19PHI3020053	Region 11 Council	Steubenville	Planning	\$70,000	\$70,000
Ohio	ED20CHI3020022	Bowling Green State University	Bowling Green	Planning	\$35,000	\$35,000
Ohio	ED20CHI3070034	Cleveland State University	Cleveland	Economic Adjustment Assistance	\$300,000	NA
Ohio	ED20CHI3070038	Bowling Green State University	Bowling Green	Economic Adjustment Assistance	\$300,000	NA
Ohio	ED20CHI3070048	Ohio Valley Regional Development Commission	Waverly	Economic Adjustment Assistance	\$400,000	NA
Ohio	ED20CHI3070058	Eastgate Regional Council of Governments	Youngstown	Economic Adjustment Assistance	\$400,000	NA
Ohio	ED20CHI3070066	Ohio Mid Eastern Governments Association	Cambridge	Economic Adjustment Assistance	\$400,000	NA

* All supplemental awards are funded under the Economic Adjustment Assistance (EAA) Program

** Match includes Local (Applicant) match, State, and other federal funding, where applicable

(continued on next page)



SUMMARY OF EDA FY 2020 AWARDS (INCLUDING SUPPLEMENTAL* AWARDS) *(continued)*

State/Territory	Award #	Applicant	City	EDA Program	EDA Funding	Match**
Ohio	ED20CHI3070076	Buckeye Hills Hocking Valley Regional Development District	Marietta	Economic Adjustment Assistance	\$398,247	NA
Ohio	ED20CHI3070077	Northeast Ohio Four County Regional Planning & Development Organization	Akron	Economic Adjustment Assistance	\$400,000	NA
Ohio	ED20HDQ0200058	Cleveland State University	Cleveland	Regional Innovation Strategies	\$599,998	\$616,790
Ohio	ED20HDQ0200061	Cleveland Water Alliance	Cleveland	Regional Innovation Strategies	\$600,000	\$600,000
Ohio	ED20PHI3070073	Region 11 Council	Steubenville	Economic Adjustment Assistance	\$400,000	NA
Ohio	67906210	City of Springfield	Springfield	Economic Adjustment Assistance	\$825,000	NA
Ohio	67906173	Greene County Board of Commissioners	Xenia	Economic Adjustment Assistance	\$3,747,660	\$2,498,440
Ohio	66906162	Miami Valley Regional Planning Commission	Dayton	Economic Adjustment Assistance	\$720,000	\$180,000
Ohio	66906188	Eastgate Regional Council of Governments	Youngstown	Economic Adjustment Assistance	\$132,500	\$146,615
Ohio	67906199	Fairfield County	Lancaster	Economic Adjustment Assistance	\$913,000	NA
Ohio	6790608902	Youngstown State University	Youngstown	Economic Adjustment Assistance	\$1,079,482	\$269,871
Ohio	67906217	City of Cleveland	Cleveland	Economic Adjustment Assistance	\$3,960,000	NA
Ohio	67906216	Barberton Community Development Corporation	Barberton	Economic Adjustment Assistance	\$1,045,000	NA
Ohio	67906179	City of Dayton	Dayton	Economic Adjustment Assistance	\$3,600,000	\$900,000
Ohio	67906221	Ohio Mid-Eastern Governments Association	Cambridge	Economic Adjustment Assistance	\$594,000	NA

* All supplemental awards are funded under the Economic Adjustment Assistance (EAA) Program

** Match includes Local (Applicant) match, State, and other federal funding, where applicable

(continued on next page)



SUMMARY OF EDA FY 2020 AWARDS (INCLUDING SUPPLEMENTAL* AWARDS) *(continued)*

State/Territory	Award #	Applicant	City	EDA Program	EDA Funding	Match**
Ohio	67906234	Ohio Valley Regional Development Commission	Waverly	Economic Adjustment Assistance	\$550,000	NA
Ohio	67906154	Mahoning Valley Economic Development Corporation	Youngstown	Economic Adjustment Assistance	\$1,600,000	\$400,000
Ohio	67906196	Ashtabula County 503 Corporation	Jefferson	Economic Adjustment Assistance	\$1,903,000	NA
Ohio	67906191	Mahoning Valley Economic Development Corporation	Youngstown	Economic Adjustment Assistance	\$5,060,000	NA
Oklahoma	ED18AUS3030036	University of Oklahoma	Norman	Technical Assistance	\$112,850	\$112,850
Oklahoma	ED20AUS3020007	Eastern Oklahoma Development District	Muskogee	Planning	\$210,000	\$52,500
Oklahoma	ED20AUS3020010	Kiamichi Economic Development District of Oklahoma	Wilburton	Planning	\$210,000	\$52,500
Oklahoma	ED20AUS3020011	Southern Oklahoma Development Association	Durant	Planning	\$210,000	\$90,000
Oklahoma	ED20AUS3020012	Indian Nations Council of Governments (INCOG)	Tulsa	Planning	\$210,000	\$210,000
Oklahoma	ED20AUS3020013	Central Oklahoma Economics Development District	Shawnee	Planning	\$210,000	\$90,000
Oklahoma	ED20AUS3020014	Oklahoma Economic Development Authority	Beaver	Planning	\$210,000	\$52,500
Oklahoma	ED20AUS3020015	South Western Oklahoma Development Authority	Burns Flat	Planning	\$210,000	\$52,500
Oklahoma	ED20AUS3020016	Northern Oklahoma Development Authority	Enid	Planning	\$210,000	\$52,500
Oklahoma	ED20AUS3020017	Association of Central Oklahoma Governments	Oklahoma City	Planning	\$210,000	\$210,000
Oklahoma	ED20AUS3020018	Association of South Central Oklahoma Governments	Duncan	Planning	\$210,000	\$90,000
Oklahoma	ED20AUS3020019	Grand Gateway Economic Development Association	Big Cabin	Planning	\$210,000	\$52,500

* All supplemental awards are funded under the Economic Adjustment Assistance (EAA) Program

** Match includes Local (Applicant) match, State, and other federal funding, where applicable

(continued on next page)



SUMMARY OF EDA FY 2020 AWARDS (INCLUDING SUPPLEMENTAL* AWARDS) (continued)

State/Territory	Award #	Applicant	City	EDA Program	EDA Funding	Match**
Oklahoma	ED20AUS3070029	University of Oklahoma	Norman	Economic Adjustment Assistance	\$300,000	NA
Oklahoma	ED20AUS3070060	Grand Gateway Economic Development Association	Big Cabin	Economic Adjustment Assistance	\$400,000	NA
Oklahoma	ED20AUS3070079	Association of South Central Oklahoma Governments	Duncan	Economic Adjustment Assistance	\$400,000	NA
Oklahoma	ED20AUS3070080	Association of Central Oklahoma Governments	Oklahoma City	Economic Adjustment Assistance	\$400,000	NA
Oklahoma	ED20AUS3070081	Eastern Oklahoma Development District	Muskogee	Economic Adjustment Assistance	\$310,606	NA
Oklahoma	ED20AUS3070082	Indian Nations Council of Governments	Tulsa	Economic Adjustment Assistance	\$400,000	NA
Oklahoma	ED20AUS3070083	Central Oklahoma Economic Development District	Shawnee	Economic Adjustment Assistance	\$400,000	NA
Oklahoma	ED20AUS3070084	Oklahoma Economic Development Authority	Beaver	Economic Adjustment Assistance	\$400,000	NA
Oklahoma	ED20AUS3070085	Northern Oklahoma Development Authority	Enid	Economic Adjustment Assistance	\$400,000	NA
Oklahoma	ED20AUS3070086	Inter-Tribal Council, Inc.	Miami	Economic Adjustment Assistance	\$150,000	NA
Oklahoma	ED20AUS3070087	Southern Oklahoma Development Association	Durant	Economic Adjustment Assistance	\$400,000	NA
Oklahoma	ED20AUS3070088	South Western Oklahoma Development Authority	Burns Flat	Economic Adjustment Assistance	\$400,000	NA
Oklahoma	ED20AUS3070089	Kiamichi Economic Development District of Oklahoma	Wilburton	Economic Adjustment Assistance	\$262,822	NA
Oklahoma	87905350	Citizen Potawatomi Nation	Shawnee	Economic Adjustment Assistance	\$2,500,000	NA
Oklahoma	87905341	StitchCrew Inc.	Oklahoma City	Economic Adjustment Assistance	\$300,000	\$415,000
Oklahoma	87905370	Garfield County Industrial Authority	Enid	Economic Adjustment Assistance	\$800,000	\$225,394

* All supplemental awards are funded under the Economic Adjustment Assistance (EAA) Program

** Match includes Local (Applicant) match, State, and other federal funding, where applicable

(continued on next page)



SUMMARY OF EDA FY 2020 AWARDS (INCLUDING SUPPLEMENTAL* AWARDS) (continued)

State/Territory	Award #	Applicant	City	EDA Program	EDA Funding	Match**
Oklahoma	87905368	Tulsa County	Tulsa	Economic Adjustment Assistance	\$3,000,000	\$750,000
Oklahoma	87905405	Rural Enterprises of Oklahoma	Durant	Economic Adjustment Assistance	\$550,000	NA
Oklahoma	80105383	Ardmore Development Authority	Ardmore	Public Works	\$1,250,000	\$1,968,670
Oklahoma	87905423	Miami Area Economic Development Service, Inc.	Miami	Economic Adjustment Assistance	\$825,000	NA
Oklahoma	87905380	City of Altus	Altus	Economic Adjustment Assistance	\$1,100,000	\$750,000
Oklahoma	87905447	Thlopthlocco Tribal Town	Okemah	Economic Adjustment Assistance	\$3,000,000	NA
Oklahoma	87905369	City of Weatherford	Weatherford	Economic Adjustment Assistance	\$2,865,000	\$716,250
Oklahoma	86905357	Grand Gateway Economic Development Association	Big Cabin	Economic Adjustment Assistance	\$140,000	\$35,000
Oklahoma	87905367	City of Woodward	Woodward	Economic Adjustment Assistance	\$2,000,000	\$1,213,000
Oklahoma	87905348	Muskogee City-County Port Authority	Fort Gibson	Economic Adjustment Assistance	\$4,900,000	\$1,650,000
Oklahoma	87905406	Northern Oklahoma Development Authority	Enid	Economic Adjustment Assistance	\$550,000	NA
Oklahoma	87905342	Tulsa Port of Catoosa	Catoosa	Economic Adjustment Assistance	\$1,100,000	\$1,100,000
Oklahoma	86905373	Cheyenne and Arapaho Tribes	Concho	Economic Adjustment Assistance	\$700,000	\$307,604
Oregon	ED17SEA3030029	University of Oregon	Eugene	Technical Assistance	\$143,025	\$143,025
Oregon	ED20HDQ0200001	Western Fire Chiefs Association, Inc.	Wilsonville	Regional Innovation Strategies	\$1,000,000	\$1,000,000
Oregon	ED20HDQ0200037	Oregon State University	Corvallis	Regional Innovation Strategies	\$599,934	\$601,359

* All supplemental awards are funded under the Economic Adjustment Assistance (EAA) Program

** Match includes Local (Applicant) match, State, and other federal funding, where applicable

(continued on next page)



SUMMARY OF EDA FY 2020 AWARDS (INCLUDING SUPPLEMENTAL* AWARDS) *(continued)*

State/Territory	Award #	Applicant	City	EDA Program	EDA Funding	Match**
Oregon	ED20HDQ0200038	Strategic Economic Development Corporation of the Mid-Willamette Valley, Oregon	Salem	Regional Innovation Strategies	\$469,150	\$512,250
Oregon	ED20SEA3020012	Central Oregon Intergovernmental Council	Bend	Planning	\$225,000	\$225,000
Oregon	ED20SEA3020016	Greater Eastern Oregon Development Corporation	Pendleton	Planning	\$225,000	\$150,000
Oregon	ED20SEA3020017	South Central Oregon Economic Development District	Klamath Falls	Planning	\$225,000	\$225,000
Oregon	ED20SEA3020057	Mid-Willamette Valley Council of Governments	Salem	Planning	\$225,000	\$225,000
Oregon	ED20SEA3020070	Oregon Cascades West Council of Government Inc	Albany	Planning	\$225,000	\$225,000
Oregon	ED20SEA3030001	Confederated Tribes of Coos, Lower Umpqua and Siuslaw Indian	Coos Bay	Technical Assistance	\$70,000	NA
Oregon	ED20SEA3030005	Central Oregon Intergovernmental Council	Bend	Technical Assistance	\$25,000	\$25,000
Oregon	ED20SEA3070027	Greater Eastern Oregon Development Corporation	Pendleton	Economic Adjustment Assistance	\$400,000	NA
Oregon	ED20SEA3070031	CCD Business Development Corporation	Roseburg	Economic Adjustment Assistance	\$400,000	NA
Oregon	ED20SEA3070035	South Central Oregon Economic Development District	Klamath Falls	Economic Adjustment Assistance	\$400,000	NA
Oregon	ED20SEA3070036	Affiliated Tribes of Northwest Indians Economic Development Corporation	Portland	Economic Adjustment Assistance	\$150,000	NA
Oregon	ED20SEA3070041	Greater Portland Economic Development District, Inc.	Portland	Economic Adjustment Assistance	\$400,000	NA
Oregon	ED20SEA3070042	University of Oregon	Eugene	Economic Adjustment Assistance	\$299,983	NA
Oregon	ED20SEA3070047	Mid-Willamette Valley Council of Governments	Salem	Economic Adjustment Assistance	\$400,000	NA

* All supplemental awards are funded under the Economic Adjustment Assistance (EAA) Program

** Match includes Local (Applicant) match, State, and other federal funding, where applicable

(continued on next page)



SUMMARY OF EDA FY 2020 AWARDS (INCLUDING SUPPLEMENTAL* AWARDS) (continued)

State/Territory	Award #	Applicant	City	EDA Program	EDA Funding	Match**
Oregon	ED20SEA3070048	Oregon Cascades West Council of Governments, Inc.	Albany	Economic Adjustment Assistance	\$381,752	NA
Oregon	ED20SEA3070049	Columbia-Pacific Economic Development District of Oregon	Saint Helens	Economic Adjustment Assistance	\$400,000	NA
Oregon	ED20SEA3070050	Northeast Oregon Economic Development District	Enterprise	Economic Adjustment Assistance	\$400,000	NA
Oregon	ED20SEA3070051	Mid-Columbia Economic Development District	The Dalles	Economic Adjustment Assistance	\$400,000	NA
Oregon	ED20SEA3070052	Central Oregon Intergovernmental Council	Bend	Economic Adjustment Assistance	\$400,000	NA
Oregon	ED20SEA3070064	Confederated Tribes of the Umatilla Indian Reservation	Pendleton	Economic Adjustment Assistance	\$150,000	NA
Oregon	ED20SEA3070073	Southern Oregon Regional Economic Development, Inc.	Medford	Economic Adjustment Assistance	\$400,000	NA
Oregon	ED20SEA3070074	Coquille Indian Tribe	North Bend	Economic Adjustment Assistance	\$150,000	NA
Oregon	ED20SEA3070075	Burns Paiute Tribe	Burns	Economic Adjustment Assistance	\$149,794	NA
Oregon	77907607	CCD Business Development Corporation	Roseburg	Economic Adjustment Assistance	\$1,551,000	NA
Oregon	77907606	Affiliated Tribes of Northwest Indians (ATNI)	Dallas	Economic Adjustment Assistance	\$550,000	NA
Oregon	70107540	Klamath Community College	Klamath Falls	Public Works	\$3,000,000	\$3,390,000
Oregon	77907617	Oregon Business Development Department	Salem	Economic Adjustment Assistance	\$11,000,000	NA
Oregon	77907590	Lane Council of Governments	Eugene	Economic Adjustment Assistance	\$1,100,000	NA
Oregon	77907611	Greater Eastern Oregon Development Corporation	Pendleton	Economic Adjustment Assistance	\$1,100,000	NA
Oregon	77907618	Portland Development Commission	Portland	Economic Adjustment Assistance	\$1,480,000	NA

* All supplemental awards are funded under the Economic Adjustment Assistance (EAA) Program

** Match includes Local (Applicant) match, State, and other federal funding, where applicable

(continued on next page)



SUMMARY OF EDA FY 2020 AWARDS (INCLUDING SUPPLEMENTAL* AWARDS) *(continued)*

State/Territory	Award #	Applicant	City	EDA Program	EDA Funding	Match**
Oregon	77907613	Mid-Columbia Economic Development District	The Dalles	Economic Adjustment Assistance	\$847,000	NA
Oregon	77907616	Oregon Cascades West Council of Governments	Albany	Economic Adjustment Assistance	\$825,000	NA
Oregon	77907619	South Central Oregon Economic Development District	Klamath Falls	Economic Adjustment Assistance	\$550,000	NA
Oregon	77907612	Mid Willamette Valley Council of Governments	Salem	Economic Adjustment Assistance	\$2,574,000	NA
Oregon	77907610	Central Oregon Intergovernmental Council	Bend	Economic Adjustment Assistance	\$2,255,000	NA
Oregon	70107523	Port of Newport	Newport	Public Works	\$1,195,563	\$1,195,563
Oregon	77907621	Southern Oregon Regional Economic Development, Inc.	Medford	Economic Adjustment Assistance	\$616,000	NA
Oregon	77907615	Northeast Oregon Economic Development District	Enterprise	Economic Adjustment Assistance	\$935,000	NA
Oregon	76907566	Willamette Partnership	Portland	Economic Adjustment Assistance	\$298,043	\$298,044
Oregon	70107544	City of Hermiston	Hermiston	Public Works	\$1,462,000	\$1,462,000
Pennsylvania	ED16PHI3030065	The Pennsylvania State University	University Park	Technical Assistance	\$116,667	\$116,667
Pennsylvania	ED19PHI3020009	Economic Development Council of Northeastern Pennsylvania	Pittston	Planning	\$70,000	\$70,000
Pennsylvania	ED19PHI3020010	Northern Tier Regional Planning and Development Commission	Towanda	Planning	\$70,000	\$70,000
Pennsylvania	ED19PHI3020011	SEDA Council of Governments	Lewisburg	Planning	\$70,000	\$70,000
Pennsylvania	ED19PHI3020068	Southwestern Pennsylvania Corporation	Pittsburgh	Planning	\$70,000	\$70,000
Pennsylvania	ED19PHI3020069	North Central Pennsylvania Regional Planning and Development Commission	Ridgway	Planning	\$70,000	\$70,000

* All supplemental awards are funded under the Economic Adjustment Assistance (EAA) Program

** Match includes Local (Applicant) match, State, and other federal funding, where applicable

(continued on next page)



SUMMARY OF EDA FY 2020 AWARDS (INCLUDING SUPPLEMENTAL* AWARDS) (continued)

State/Territory	Award #	Applicant	City	EDA Program	EDA Funding	Match**
Pennsylvania	ED20HDQ0200024	Pennsylvania Economy League, Inc.	Philadelphia	Regional Innovation Strategies	\$300,000	\$300,000
Pennsylvania	ED20HDQ3130004	Mid-Atlantic Employers' Association	King of Prussia	Trade Adjustment Assistance for Firms	\$1,345,118	\$560,007
Pennsylvania	ED20PHI3070028	The Pennsylvania State University	University Park	Economic Adjustment Assistance	\$300,000	NA
Pennsylvania	ED20PHI3070034	Economic Development Council of Northeastern Pennsylvania	Pittston	Economic Adjustment Assistance	\$400,000	NA
Pennsylvania	ED20PHI3070036	North Central Pennsylvania Regional Planning & Development Commission	Ridgway	Economic Adjustment Assistance	\$400,000	NA
Pennsylvania	ED20PHI3070038	Northwest Pennsylvania Regional Planning & Development Commission	Oil City	Economic Adjustment Assistance	\$400,000	NA
Pennsylvania	ED20PHI3070044	Northern Tier Regional Planning and Development Commission	Towanda	Economic Adjustment Assistance	\$400,000	NA
Pennsylvania	ED20PHI3070051	Southern Alleghenies Planning and Development Commission	Altoona	Economic Adjustment Assistance	\$400,000	NA
Pennsylvania	ED20PHI3070052	SEDA-Council of Governments	Lewisburg	Economic Adjustment Assistance	\$400,000	NA
Pennsylvania	ED20PHI3070055	Southwestern Pennsylvania Corporation	Pittsburgh	Economic Adjustment Assistance	\$400,000	NA
Pennsylvania	17914993	SEDA-Council of Governments	Lewisburg	Economic Adjustment Assistance	\$6,325,000	NA
Pennsylvania	17915002	Southwestern Pennsylvania Commission	Pittsburgh	Economic Adjustment Assistance	\$1,100,855	NA
Pennsylvania	17915015	Northeastern Pennsylvania Industrial Resource Center, Inc.	Hanover Township	Economic Adjustment Assistance	\$550,000	NA
Pennsylvania	17914987	Philadelphia Authority for Industrial Development	Philadelphia	Economic Adjustment Assistance	\$7,458,000	NA
Pennsylvania	17914985	Northwest PA Regional Planning & Development Commission	Oil City	Economic Adjustment Assistance	\$5,409,091	NA

* All supplemental awards are funded under the Economic Adjustment Assistance (EAA) Program

** Match includes Local (Applicant) match, State, and other federal funding, where applicable

(continued on next page)



SUMMARY OF EDA FY 2020 AWARDS (INCLUDING SUPPLEMENTAL* AWARDS) *(continued)*

State/Territory	Award #	Applicant	City	EDA Program	EDA Funding	Match**
Pennsylvania	16915045	The Enterprise Center Community Development Corporation	Philadelphia	Economic Adjustment Assistance	\$145,000	\$255,000
Pennsylvania	17914989	Economic Development Council of Northeastern Pennsylvania (dba The NEPA Alliance)	Pittston	Economic Adjustment Assistance	\$2,178,000	NA
Pennsylvania	10114914	Venango County Economic Development Authority	Franklin	Public Works	\$1,500,000	\$1,500,000
Pennsylvania	10114940	Johnstown Redevelopment Authority	Johnstown	Public Works	\$1,950,000	\$1,950,000
Pennsylvania	17914984	County of Indiana	Indiana	Economic Adjustment Assistance	\$1,353,000	NA
Pennsylvania	16914956	SEDA – Council of Governments (SEDA-COG)	Lewisburg	Economic Adjustment Assistance	\$471,270	\$314,180
Pennsylvania	17915016	Regional Development Funding Corporation	Pittsburgh	Economic Adjustment Assistance	\$7,601,000	NA
Pennsylvania	17914998	Bucks County Industrial Development Authority	Doylestown	Economic Adjustment Assistance	\$2,455,600	NA
Pennsylvania	17914974	Southern Alleghenies Planning and Development Commission	Altoona	Economic Adjustment Assistance	\$4,320,000	NA
Pennsylvania	17915017	Allegheny County Industrial Development Authority	Pittsburgh	Economic Adjustment Assistance	\$530,000	NA
Pennsylvania	17914910	Lycoming County	Williamsport	Economic Adjustment Assistance	\$5,600,000	\$1,400,000
Pennsylvania	17914988	North Central Pennsylvania Regional Planning and Development	Ridgway	Economic Adjustment Assistance	\$1,936,000	NA
Pennsylvania	ED19PHI3020040	Northwest Pennsylvania Regional Planning and Development Commission	Oil City	Planning	\$70,000	\$17,500
Pennsylvania	ED19PHI3020063	Southern Alleghenies Planning and Development Commission	Altoona	Planning	\$70,000	\$70,000
Puerto Rico	ED16PHI3030073	University of Puerto Rico	Mayaguez	Technical Assistance	\$116,667	\$175,000

* All supplemental awards are funded under the Economic Adjustment Assistance (EAA) Program

** Match includes Local (Applicant) match, State, and other federal funding, where applicable

(continued on next page)



SUMMARY OF EDA FY 2020 AWARDS (INCLUDING SUPPLEMENTAL* AWARDS) *(continued)*

State/Territory	Award #	Applicant	City	EDA Program	EDA Funding	Match**
Puerto Rico	ED20PHI3070041	University of Puerto Rico	Mayaguez	Economic Adjustment Assistance	\$300,000	NA
Puerto Rico	17914994	Autonomous Municipality of Caguas	Caguas	Economic Adjustment Assistance	\$547,705	NA
Puerto Rico	17914931	Local Redevelopment Authority (LRA)	San Juan	Economic Adjustment Assistance	\$4,500,000	\$1,250,000
Puerto Rico	17914923	University of Puerto Rico	San Juan	Economic Adjustment Assistance	\$1,110,000	\$266,400
Puerto Rico	17914928	University of Puerto Rico in Ponce	Ponce	Economic Adjustment Assistance	\$13,000,000	\$2,350,000
Puerto Rico	16914898	Universidad Ana G. Mendez – Recinto de Cupey	San Juan	Economic Adjustment Assistance	\$400,000	\$88,500
Rhode Island	ED20HDQ0200025	Slater Technology Fund, Inc.	Providence	Regional Innovation Strategies	\$300,000	\$433,650
Rhode Island	ED20HDQ0200034	RI Bio	Providence	Regional Innovation Strategies	\$297,500	\$297,500
Rhode Island	17914991	Providence Business Loan Fund	Providence	Economic Adjustment Assistance	\$836,000	NA
Rhode Island	17914992	Rhode Island Commerce Corporation	Providence	Economic Adjustment Assistance	\$5,962,000	NA
Rhode Island	16914950	Rhode Island Infrastructure Bank	Providence	Economic Adjustment Assistance	\$300,000	\$300,000
Rhode Island	16914964	City of Pawtucket	Pawtucket	Economic Adjustment Assistance	\$230,000	\$57,500
Rhode Island	10114966	University of Rhode Island Research Foundation	Kingston	Public Works	\$2,310,000	\$790,000
South Carolina	ED17ATL3030040	University of South Carolina	Columbia	Technical Assistance	\$118,000	\$118,000
South Carolina	ED20ATL3020028	City of Myrtle Beach	Myrtle Beach	Planning	\$37,500	\$37,500
South Carolina	ED20ATL3070033	Upper Savannah Council of Governments	Greenwood	Economic Adjustment Assistance	\$400,000	NA

* All supplemental awards are funded under the Economic Adjustment Assistance (EAA) Program

** Match includes Local (Applicant) match, State, and other federal funding, where applicable

(continued on next page)



SUMMARY OF EDA FY 2020 AWARDS (INCLUDING SUPPLEMENTAL* AWARDS) *(continued)*

State/Territory	Award #	Applicant	City	EDA Program	EDA Funding	Match**
South Carolina	ED20ATL3070042	Lower Savannah Council of Governments	Aiken	Economic Adjustment Assistance	\$400,000	NA
South Carolina	ED20ATL3070063	Lowcountry Council of Governments	Yemassee	Economic Adjustment Assistance	\$400,000	NA
South Carolina	ED20ATL3070065	South Carolina Appalachian	Greenville	Economic Adjustment Assistance	\$400,000	NA
South Carolina	ED20ATL3070066	Catawba Indian Nation	Rock Hill	Economic Adjustment Assistance	\$150,000	NA
South Carolina	ED20ATL3070078	Catawba Regional Council of Governments	Rock Hill	Economic Adjustment Assistance	\$400,000	NA
South Carolina	ED20ATL3070079	Waccamaw Regional Council of Governments	Georgetown	Economic Adjustment Assistance	\$400,000	NA
South Carolina	ED20ATL3070086	Berkeley-Charleston-Dorchester Council of Governments	North Charleston	Economic Adjustment Assistance	\$400,000	NA
South Carolina	ED20ATL3070087	Pee Dee Regional Council of Governments	Florence	Economic Adjustment Assistance	\$400,000	NA
South Carolina	ED20ATL3070106	Central Midlands Council of Governments	Columbia	Economic Adjustment Assistance	\$400,000	NA
South Carolina	ED20ATL3070107	Santee-Lynches Regional Council of Governments	Sumter	Economic Adjustment Assistance	\$400,000	NA
South Carolina	47907422	City of Walterboro	Walterboro	Economic Adjustment Assistance	\$15,672,000	\$3,918,000
South Carolina	47907537	City of Charleston	Charleston	Economic Adjustment Assistance	\$935,000	NA
South Carolina	47907534	Upper Savannah Council of Governments	Greenwood	Economic Adjustment Assistance	\$836,000	NA
South Carolina	40107483	LICAR, LLC	Greenville	Public Works	\$2,000,000	\$2,015,000
South Carolina	47907431	Northeastern Technical College	Cheraw	Economic Adjustment Assistance	\$4,408,398	\$1,102,100
South Carolina	47907460	Town of Cheraw	Cheraw	Economic Adjustment Assistance	\$824,112	\$206,028

* All supplemental awards are funded under the Economic Adjustment Assistance (EAA) Program

** Match includes Local (Applicant) match, State, and other federal funding, where applicable

(continued on next page)



SUMMARY OF EDA FY 2020 AWARDS (INCLUDING SUPPLEMENTAL* AWARDS) (continued)

State/Territory	Award #	Applicant	City	EDA Program	EDA Funding	Match**
South Carolina	47907548	City of Columbia SC	Columbia	Economic Adjustment Assistance	\$2,926,000	NA
South Carolina	47907454	Town of Ridgeland	Ridgeland	Economic Adjustment Assistance	\$3,388,000	\$847,000
South Carolina	40107432	Powersville Water District	Easley	Public Works	\$2,000,000	\$2,941,700
South Carolina	40107417	Colleton County	Walterboro	Public Works	\$891,072	\$594,048
South Carolina	46907461	SC Rural Infrastructure Authority	Columbia	Economic Adjustment Assistance	\$240,000	\$60,000
South Carolina	47907421	Lowcountry Local First	Charleston	Economic Adjustment Assistance	\$462,723	\$273,954
South Carolina	47907516	Berkeley-Charleston-Dorchester Council of Governments	North Charleston	Economic Adjustment Assistance	\$616,000	NA
South Carolina	40107416	Lancaster County, South Carolina	Lancaster	Public Works	\$724,400	\$181,100
South Carolina	47907515	Catawba Regional Council of Governments	Rock Hill	Economic Adjustment Assistance	\$9,042,000	NA
South Carolina	40107420	Jasper County	Ridgeland	Public Works	\$1,125,000	\$750,000
South Dakota	ED16DEN3020002	Planning and Development District III	Yankton	Planning	\$87,500	\$21,875
South Dakota	ED16DEN3020004	Central South Dakota Enhancement District	Pierre	Planning	\$87,500	\$37,500
South Dakota	ED16DEN3020012	Northeast Council of Governments	Aberdeen	Planning	\$87,500	\$87,500
South Dakota	ED16DEN3020021	First District Association of Local Governments	Watertown	Planning	\$87,500	\$87,500
South Dakota	ED16DEN3020024	Black Hills Council of Local Governments	Rapid City	Planning	\$87,500	\$37,500
South Dakota	ED16DEN3020034	Lower Brule Sioux Tribe	Lower Brule	Planning	\$38,250	NA

* All supplemental awards are funded under the Economic Adjustment Assistance (EAA) Program

** Match includes Local (Applicant) match, State, and other federal funding, where applicable

(continued on next page)



SUMMARY OF EDA FY 2020 AWARDS (INCLUDING SUPPLEMENTAL* AWARDS) *(continued)*

State/Territory	Award #	Applicant	City	EDA Program	EDA Funding	Match**
South Dakota	ED16DEN3020097	Sisseton-Wahpeton Oyate	Agency Village	Planning	\$51,000	NA
South Dakota	ED16DEN3020099	Cheyenne River Sioux Tribe	Eagle Butte	Planning	\$51,000	NA
South Dakota	ED16DEN3020101	Yankton Sioux Tribe	Wagner	Planning	\$51,000	NA
South Dakota	ED18DEN3030025	South Dakota State University	Brookings	Technical Assistance	\$145,000	\$145,000
South Dakota	ED20DEN3020055	Lower Brule Sioux Tribe	Lower Brule	Planning	\$153,000	NA
South Dakota	ED20DEN3020150	Rosebud Sioux Tribe	Rosebud	Planning	\$153,000	NA
South Dakota	ED20DEN3070038	Planning and Development District III	Yankton	Economic Adjustment Assistance	\$400,000	NA
South Dakota	ED20DEN3070060	South Dakota State University	Brookings	Economic Adjustment Assistance	\$298,378	NA
South Dakota	ED20DEN3070063	Black Hills Council of Local Governments	Rapid City	Economic Adjustment Assistance	\$292,870	NA
South Dakota	ED20DEN3070069	First District Association of Local Governments	Watertown	Economic Adjustment Assistance	\$376,000	NA
South Dakota	ED20DEN3070078	Central South Dakota Enhancement District	Pierre	Economic Adjustment Assistance	\$398,677	NA
South Dakota	ED20DEN3070099	Sisseton-Wahpeton Oyate	Agency Village	Economic Adjustment Assistance	\$149,942	NA
South Dakota	ED20DEN3070104	Rosebud Sioux Tribe	Rosebud	Economic Adjustment Assistance	\$150,000	NA
South Dakota	ED20DEN3070107	Cheyenne River Sioux Tribe	Eagle Butte	Economic Adjustment Assistance	\$150,000	NA
South Dakota	ED20DEN3070112	Oglala Sioux Tribe of Pine Ridge Indian Reservation	Pine Ridge	Economic Adjustment Assistance	\$150,000	NA
South Dakota	ED20DEN3070126	Yankton Sioux Tribe	Wagner	Economic Adjustment Assistance	\$150,000	NA

* All supplemental awards are funded under the Economic Adjustment Assistance (EAA) Program

** Match includes Local (Applicant) match, State, and other federal funding, where applicable

(continued on next page)



SUMMARY OF EDA FY 2020 AWARDS (INCLUDING SUPPLEMENTAL* AWARDS) *(continued)*

State/Territory	Award #	Applicant	City	EDA Program	EDA Funding	Match**
South Dakota	ED20DEN3070140	Lower Brule Sioux Tribe	Lower Brule	Economic Adjustment Assistance	\$150,000	NA
South Dakota	ED20DEN3070142	Northeast Council Governments	Aberdeen	Economic Adjustment Assistance	\$253,670	NA
South Dakota	ED20DEN3070143	South Eastern Council of Governments	Sioux Falls	Economic Adjustment Assistance	\$400,000	NA
South Dakota	ED20HDQ0200015	The University of South Dakota	Vermillion	Regional Innovation Strategies	\$600,000	\$600,000
South Dakota	57905949	City of Yankton	Yankton	Economic Adjustment Assistance	\$6,458,400	\$1,614,600
South Dakota	57906010	First District Association of Local Governments	Watertown	Economic Adjustment Assistance	\$1,716,000	NA
South Dakota	57905945	Northeast Council of Governments	Aberdeen	Economic Adjustment Assistance	\$500,000	\$125,000
South Dakota	57906033	Sioux Falls Development Foundation, Inc.	Sioux Falls	Economic Adjustment Assistance	\$1,915,320	\$478,830
South Dakota	57905957	South Eastern Development Foundation	Sioux Falls	Economic Adjustment Assistance	\$800,000	\$200,000
South Dakota	57905965	City of Mitchell	Mitchell	Economic Adjustment Assistance	\$3,098,400	\$774,600
South Dakota	57906032	South Eastern Development Foundation	Sioux Falls	Economic Adjustment Assistance	\$4,444,000	NA
South Dakota	57905960	West River Foundation for Economic and Community Development	Sturgis	Economic Adjustment Assistance	\$800,000	\$200,000
South Dakota	57906008	Black Hills Community Economic Development, Inc.	Rapid City	Economic Adjustment Assistance	\$1,115,936	NA
South Dakota	57905967	City of Montrose	Montrose	Economic Adjustment Assistance	\$644,800	\$161,200
South Dakota	57906031	Areawide Business Council, Inc.	Yankton	Economic Adjustment Assistance	\$4,059,000	NA
South Dakota	57906030	NECOG Development Foundation	Aberdeen	Economic Adjustment Assistance	\$1,815,000	NA

* All supplemental awards are funded under the Economic Adjustment Assistance (EAA) Program

** Match includes Local (Applicant) match, State, and other federal funding, where applicable

(continued on next page)



SUMMARY OF EDA FY 2020 AWARDS (INCLUDING SUPPLEMENTAL* AWARDS) *(continued)*

State/Territory	Award #	Applicant	City	EDA Program	EDA Funding	Match**
Tennessee	ED17ATL3030037	Tennessee Technological University	Cookeville	Technical Assistance	\$118,000	\$118,000
Tennessee	ED17ATL3030038	University of Tennessee	Knoxville	Technical Assistance	\$118,000	\$118,000
Tennessee	ED20ATL3070035	Southwest Tennessee Development District	Jackson	Economic Adjustment Assistance	\$400,000	NA
Tennessee	ED20ATL3070044	Memphis Area Association of Government (Maag)	Cordova	Economic Adjustment Assistance	\$400,000	NA
Tennessee	ED20ATL3070054	Tennessee Technological University	Cookeville	Economic Adjustment Assistance	\$300,000	NA
Tennessee	ED20ATL3070056	University of Tennessee	Knoxville	Economic Adjustment Assistance	\$300,000	NA
Tennessee	ED20ATL3070057	Chattanooga Area Regional Council of Governments	Chattanooga	Economic Adjustment Assistance	\$400,000	NA
Tennessee	ED20ATL3070059	First Tennessee Development District	Johnson City	Economic Adjustment Assistance	\$400,000	NA
Tennessee	ED20ATL3070062	South Central Tennessee Development District (The)	Mount Pleasant	Economic Adjustment Assistance	\$400,000	NA
Tennessee	ED20ATL3070099	Upper Cumberland Development District	Cookeville	Economic Adjustment Assistance	\$400,000	NA
Tennessee	ED20ATL3070100	East Tennessee Development District	Alcoa	Economic Adjustment Assistance	\$400,000	NA
Tennessee	ED20ATL3070109	Northwest Tennessee Development District, Inc.	Martin	Economic Adjustment Assistance	\$400,000	NA
Tennessee	ED20ATL3070111	Greater Nashville Regional Council, Inc.	Nashville	Economic Adjustment Assistance	\$400,000	NA
Tennessee	ED20HDQ0200046	Colab	Chattanooga	Regional Innovation Strategies	\$299,651	\$357,678
Tennessee	47907538	Greater Nashville Regional Council	Nashville	Economic Adjustment Assistance	\$2,739,000	NA
Tennessee	47907539	Upper Cumberland Development District	Cookeville	Economic Adjustment Assistance	\$5,566,000	NA

* All supplemental awards are funded under the Economic Adjustment Assistance (EAA) Program

** Match includes Local (Applicant) match, State, and other federal funding, where applicable

(continued on next page)



SUMMARY OF EDA FY 2020 AWARDS (INCLUDING SUPPLEMENTAL* AWARDS) *(continued)*

State/Territory	Award #	Applicant	City	EDA Program	EDA Funding	Match**
Tennessee	47907526	East Tennessee Development District	Alcoa	Economic Adjustment Assistance	\$814,000	NA
Tennessee	47907535	Southeast Tennessee Development District	Chattanooga	Economic Adjustment Assistance	\$1,210,000	NA
Tennessee	40107466	City of South Pittsburg	South Pittsburg	Public Works	\$1,943,403	\$573,947
Tennessee	47907527	South Central Tennessee Development District	Mount Pleasant	Economic Adjustment Assistance	\$1,661,000	NA
Tennessee	40107467	City of Baxter	Baxter	Public Works	\$1,000,000	\$1,100,000
Tennessee	47907469	City of Wartburg	Wartburg	Economic Adjustment Assistance	\$1,271,432	\$317,858
Tennessee	47907468	Town of Mountain City	Mountain City	Economic Adjustment Assistance	\$1,501,400	\$ 375,600
Tennessee	47907540	Southwest Tennessee Development District	Jackson	Economic Adjustment Assistance	\$550,000	NA
Tennessee	47907496	First Tennessee Development District	Johnson City	Economic Adjustment Assistance	\$1,144,000	NA
Texas	ED18AUS3030033	Texas A&M University-Corpus Christi	Corpus Christi	Technical Assistance	\$112,850	\$28,216
Texas	ED18AUS3030035	The University of Texas at Tyler	Tyler	Technical Assistance	\$112,850	\$112,850
Texas	ED18AUS3030037	The University of Texas Rio Grande Valley	Edinburg	Technical Assistance	\$112,850	\$112,850
Texas	ED20AUS3070022	The University of Texas at Tyler	Tyler	Economic Adjustment Assistance	\$300,000	NA
Texas	ED20AUS3070024	Nortex Regional Planning Commission	Wichita Falls	Economic Adjustment Assistance	\$211,364	NA
Texas	ED20AUS3070025	West Central Texas Economic Development District Corporation	Abilene	Economic Adjustment Assistance	\$400,000	NA
Texas	ED20AUS3070026	The University of Texas Rio Grande Valley	Edinburg	Economic Adjustment Assistance	\$300,000	NA

* All supplemental awards are funded under the Economic Adjustment Assistance (EAA) Program

** Match includes Local (Applicant) match, State, and other federal funding, where applicable

(continued on next page)



SUMMARY OF EDA FY 2020 AWARDS (INCLUDING SUPPLEMENTAL* AWARDS) *(continued)*

State/Territory	Award #	Applicant	City	EDA Program	EDA Funding	Match**
Texas	ED20AUS3070027	North Central Texas Council of Governments	Arlington	Economic Adjustment Assistance	\$400,000	NA
Texas	ED20AUS3070028	Heart of Texas Economic Development Distric Incorporated	Waco	Economic Adjustment Assistance	\$400,000	NA
Texas	ED20AUS3070030	Panhandle Regional Planning Commission	Amarillo	Economic Adjustment Assistance	\$400,000	NA
Texas	ED20AUS3070040	South Plains Economic Development District	Lubbock	Economic Adjustment Assistance	\$397,671	NA
Texas	ED20AUS3070041	Texas A&M University-Corpus Christi	Corpus Christi	Economic Adjustment Assistance	\$300,000	NA
Texas	ED20AUS3070045	Texoma Council of Governments	Sherman	Economic Adjustment Assistance	\$400,000	NA
Texas	ED20AUS3070053	Central Texas Council of Governments	Belton	Economic Adjustment Assistance	\$400,000	NA
Texas	ED20AUS3070055	Coastal Bend Council of Governments	Corpus Christi	Economic Adjustment Assistance	\$400,000	NA
Texas	ED20AUS3070056	Golden Crescent Regional Planning Commission	Victoria	Economic Adjustment Assistance	\$400,000	NA
Texas	ED20AUS3070057	Lower Rio Grande Valley Development Council Corporation, Inc.	Weslaco	Economic Adjustment Assistance	\$400,000	NA
Texas	ED20AUS3070058	Permian Basin Regional Planning Commission	Midland	Economic Adjustment Assistance	\$400,000	NA
Texas	ED20AUS3070059	Rio Grande Council of Governments	El Paso	Economic Adjustment Assistance	\$400,000	NA
Texas	ED20AUS3070061	North East Texas Economic Development District	Texarkana	Economic Adjustment Assistance	\$400,000	NA
Texas	ED20AUS3070065	Brazos Valley Council of Governments	Bryan	Economic Adjustment Assistance	\$400,000	NA
Texas	ED20AUS3070066	Deep East Texas Council of Governments	Lufkin	Economic Adjustment Assistance	\$400,000	NA
Texas	ED20AUS3070067	East Texas Council of Governments	Kilgore	Economic Adjustment Assistance	\$400,000	NA

* All supplemental awards are funded under the Economic Adjustment Assistance (EAA) Program

** Match includes Local (Applicant) match, State, and other federal funding, where applicable

(continued on next page)



SUMMARY OF EDA FY 2020 AWARDS (INCLUDING SUPPLEMENTAL* AWARDS) *(continued)*

State/Territory	Award #	Applicant	City	EDA Program	EDA Funding	Match**
Texas	ED20AUS3070068	South East Texas Economic Development District, Inc.	Beaumont	Economic Adjustment Assistance	\$400,000	NA
Texas	ED20AUS3070071	Alamo Area Council of Governments	San Antonio	Economic Adjustment Assistance	\$400,000	NA
Texas	ED20AUS3070073	South Texas Development Council	Laredo	Economic Adjustment Assistance	\$400,000	NA
Texas	ED20AUS3070075	Middle Rio Grande Development Council	Carrizo Springs	Economic Adjustment Assistance	\$397,181	NA
Texas	ED20AUS3070076	Concho Valley Council of Governments	San Angelo	Economic Adjustment Assistance	\$400,000	NA
Texas	ED20AUS3070077	Capital Area Council of Governments	Austin	Economic Adjustment Assistance	\$399,546	NA
Texas	ED20AUS3070090	Gulf Coast Economic Development District, Inc.	Houston	Economic Adjustment Assistance	\$400,000	NA
Texas	ED20HDQ0200051	William Marsh Rice University	Houston	Regional Innovation Strategies	\$1,500,000	\$2,105,499
Texas	ED20HDQ0200054	The University of Texas Rio Grande Valley	Edinburg	Regional Innovation Strategies	\$1,342,042	\$897,976
Texas	ED20HDQ0200055	Baylor University	Waco	Regional Innovation Strategies	\$1,492,215	\$1,756,662
Texas	ED20HDQ3130011	The University of Texas at San Antonio	San Antonio	Trade Adjustment Assistance for Firms	\$1,280,976	\$105,623
Texas	86905349	Texas A&M University at Kingsville	Kingsville	Economic Adjustment Assistance	\$100,000	\$28,277
Texas	87905424	North East Texas Economic Development District	Texarkana	Economic Adjustment Assistance	\$550,000	NA
Texas	87905420	LiftFund Inc.	San Antonio	Economic Adjustment Assistance	\$836,000	NA
Texas	87905418	Gulf Coast Economic Development District, Inc.	Houston	Economic Adjustment Assistance	\$1,793,000	NA
Texas	87905396	Mission Economic Development Corporation	Mission	Economic Adjustment Assistance	\$3,000,000	\$750,000

* All supplemental awards are funded under the Economic Adjustment Assistance (EAA) Program

** Match includes Local (Applicant) match, State, and other federal funding, where applicable

(continued on next page)



SUMMARY OF EDA FY 2020 AWARDS (INCLUDING SUPPLEMENTAL* AWARDS) *(continued)*

State/Territory	Award #	Applicant	City	EDA Program	EDA Funding	Match**
Texas	87905344	Concho Valley Council of Governments (CVCOG)	San Angelo	Economic Adjustment Assistance	\$2,200,000	\$550,000
Texas	87905345	West Central Texas Economic Development District Corporation	Abilene	Economic Adjustment Assistance	\$180,000	\$45,000
Texas	86905394	The University of Texas at San Antonio	San Antonio	Economic Adjustment Assistance	\$ 350,000	\$87,500
Texas	87905430	Moore County Development Inc	Dumas	Economic Adjustment Assistance	\$2,167,000	NA
Texas	80105382	City of Corsicana	Corsicana	Public Works	\$1,250,000	\$833,333
Texas	80105384	City of Levelland	Levelland	Public Works	\$1,500,000	\$1,568,952
Texas	87905415	South Plains Economic Development District	Lubbock	Economic Adjustment Assistance	\$4,367,000	NA
Texas	80105371	City of Hooks	Hooks	Public Works	\$850,000	\$212,500
Texas	86905381	Coastal Bend Council of Governments	Corpus Christi	Economic Adjustment Assistance	\$800,000	\$204,790
Texas	87905414	South Texas Development Council	Laredo	Economic Adjustment Assistance	\$550,000	NA
Texas	87905408	Brazos Valley Council of Governments	Bryan	Economic Adjustment Assistance	\$275,000	NA
Texas	87905360	City of Hidalgo	Hidalgo	Economic Adjustment Assistance	\$2,500,000	\$625,000
Texas	87905413	Tyler Economic Development Council, Inc.	Tyler	Economic Adjustment Assistance	\$682,000	NA
Texas	87905422	LiftFund Inc.	San Antonio	Economic Adjustment Assistance	\$4,312,000	NA
Texas	87905419	LiftFund Inc.	San Antonio	Economic Adjustment Assistance	\$2,068,000	NA
Texas	87905391	City of Marble Falls	Marble Falls	Economic Adjustment Assistance	\$2,500,000	\$625,000

* All supplemental awards are funded under the Economic Adjustment Assistance (EAA) Program

** Match includes Local (Applicant) match, State, and other federal funding, where applicable

(continued on next page)



SUMMARY OF EDA FY 2020 AWARDS (INCLUDING SUPPLEMENTAL* AWARDS) (continued)

State/Territory	Award #	Applicant	City	EDA Program	EDA Funding	Match**
Texas	87905411	Concho Valley Council of Governments	San Angelo	Economic Adjustment Assistance	\$550,000	NA
Texas	87905379	City of Crockett	Crockett	Economic Adjustment Assistance	\$2,000,000	\$500,000
Texas	86905390	Lower Rio Grande Valley Development Council	Weslaco	Economic Adjustment Assistance	\$155,000	\$38,750
Texas	87905421	LiftFund Inc.	San Antonio	Economic Adjustment Assistance	\$550,000	NA
Texas	87905426	CEN-TEX Certified Development Corporation dba BCL of Texas	Austin	Economic Adjustment Assistance	\$550,000	NA
Texas	80105398	City of Abilene	Abilene	Public Works	\$1,837,500	\$787,500
Utah	ED16DEN3020030	Mountainland Economic Development District	Orem	Planning	\$17,500	\$17,500
Utah	ED16DEN3020084	The Six County Economic Development District	Richfield	Planning	\$52,500	\$22,500
Utah	ED16DEN3020085	Bear River Association of Governments	Logan	Planning	\$52,500	\$52,500
Utah	ED18DEN3030035	Dixie State University	St George	Technical Assistance	\$143,000	\$143,000
Utah	ED20DEN3020015	Mountainland Economic Development District	Orem	Planning	\$210,000	\$210,000
Utah	ED20DEN3020017	Southeastern Utah Economic Development District	Price	Planning	\$210,000	\$60,000
Utah	ED20DEN3020018	Uintah Basin Economic Development District	Roosevelt	Planning	\$192,500	\$82,500
Utah	ED20DEN3020031	Wasatch Front Regional Council/Wasatch Front Economic Development District	Salt Lake City	Planning	\$192,500	\$192,500
Utah	ED20DEN3070039	Southern Utah University	Cedar City	Economic Adjustment Assistance	\$300,000	NA
Utah	ED20DEN3070047	Mountainland Economic Development District	Orem	Economic Adjustment Assistance	\$390,786	NA

* All supplemental awards are funded under the Economic Adjustment Assistance (EAA) Program

** Match includes Local (Applicant) match, State, and other federal funding, where applicable

(continued on next page)



SUMMARY OF EDA FY 2020 AWARDS (INCLUDING SUPPLEMENTAL* AWARDS) *(continued)*

State/Territory	Award #	Applicant	City	EDA Program	EDA Funding	Match**
Utah	ED20DEN3070057	Southeastern Utah Economic Development District	Price	Economic Adjustment Assistance	\$400,000	NA
Utah	ED20DEN3070068	The Six County Economic Development District	Richfield	Economic Adjustment Assistance	\$400,000	NA
Utah	ED20DEN3070093	Five County Association of Governments	St George	Economic Adjustment Assistance	\$210,444	NA
Utah	ED20DEN3070108	Uintah Basin Economic Development District	Roosevelt	Economic Adjustment Assistance	\$400,000	NA
Utah	ED20DEN3070117	Wasatch Front Regional Council/Wasatch Front Economic Development District	Salt Lake City	Economic Adjustment Assistance	\$400,000	NA
Utah	ED20DEN3070123	Bear River Association of Government	Logan	Economic Adjustment Assistance	\$400,000	NA
Utah	ED20HDQ0200017	The University of Utah	Salt Lake City	Regional Innovation Strategies	\$600,000	\$600,999
Utah	57905939	Weber State University	Ogden	Economic Adjustment Assistance	\$718,968	\$720,702
Utah	57905985	City of Orem	Orem	Economic Adjustment Assistance	\$550,000	NA
Utah	57905983	Six County Economic Development District	Richfield	Economic Adjustment Assistance	\$550,000	NA
Utah	57906027	Utah Small Business Loan Fund	Millcreek	Economic Adjustment Assistance	\$1,892,000	NA
Utah	57905975	Southeastern Utah Economic Development District	Price	Economic Adjustment Assistance	\$660,000	NA
Utah	57905984	Uintah Basin Economic Development District	Roosevelt	Economic Adjustment Assistance	\$1,122,000	NA
Utah	57905970	County of Emery	Castle Dale	Economic Adjustment Assistance	\$200,000	\$200,000
Vermont	ED19PHI3020066	Eastern Vermont Economic Development District, Inc.	Woodstock	Planning	\$70,000	\$70,000

* All supplemental awards are funded under the Economic Adjustment Assistance (EAA) Program

** Match includes Local (Applicant) match, State, and other federal funding, where applicable

(continued on next page)



SUMMARY OF EDA FY 2020 AWARDS (INCLUDING SUPPLEMENTAL* AWARDS) *(continued)*

State/Territory	Award #	Applicant	City	EDA Program	EDA Funding	Match**
Vermont	ED20HDQ3120070	Rural Innovation Strategies, Inc.	Hartland	Research and National Technical Assistance	\$381,093	\$65,593
Vermont	ED20PHI3020087	Chittenden County Regional Planning Commission	Winooski	Planning	\$280,000	\$70,000
Vermont	ED20PHI3070014	Northwest Regional Planning Commission	Saint Albans	Economic Adjustment Assistance	\$400,000	NA
Vermont	ED20PHI3070063	Eastern Vermont Economic Development District, Inc.	Woodstock	Economic Adjustment Assistance	\$400,000	NA
Vermont	17914982	Vermont Community Loan Fund, Inc.	Montpelier	Economic Adjustment Assistance	\$1,056,000	NA
Vermont	17915031	Burlington Electric Department	Burlington	Economic Adjustment Assistance	\$550,000	NA
Vermont	17914986	Springfield Regional Development Corporation	Springfield	Economic Adjustment Assistance	\$550,000	NA
Vermont	17914946	Northwest Regional Planning Commission	Saint Albans	Economic Adjustment Assistance	\$400,000	\$100,000
Vermont	10114926	Town of Hardwick	Hardwick	Public Works	\$3,000,000	\$4,796,514
Vermont	ED19PHI3020073	Northwest Regional Planning Commission	Saint Albans	Planning	\$70,000	\$70,000
Virgin Islands	17914941	Virgin Islands Professional Charter Association	Saint Thomas	Economic Adjustment Assistance	\$562,000	\$308,400
Virgin Islands	17915042	Virgin Islands Port Authority	Saint Thomas	Economic Adjustment Assistance	\$21,900,000	\$6,100,000
Virginia	ED16PHI3030064	Virginia Polytechnic Institute and State University	Blacksburg	Planning	\$116,663	\$199,882
Virginia	ED19PHI3020007	Accomack-Northampton Planning District Commission	Accomac	Planning	\$70,000	\$70,000
Virginia	ED19PHI3020008	Cumberland Plateau Planning District Commission	Lebanon	Planning	\$70,000	\$70,000
Virginia	ED19PHI3020016	Mount Rogers Planning District Commission	Marion	Planning	\$70,000	\$70,000

* All supplemental awards are funded under the Economic Adjustment Assistance (EAA) Program

** Match includes Local (Applicant) match, State, and other federal funding, where applicable

(continued on next page)



SUMMARY OF EDA FY 2020 AWARDS (INCLUDING SUPPLEMENTAL* AWARDS) *(continued)*

State/Territory	Award #	Applicant	City	EDA Program	EDA Funding	Match**
Virginia	ED19PHI3020024	Central Shenandoah Planning District Commission	Staunton	Planning	\$70,000	\$70,000
Virginia	ED19PHI3020041	Northern Neck Planning District Commission	Warsaw	Planning	\$70,000	\$70,000
Virginia	ED19PHI3020042	West Piedmont Planning District Commission	Martinsville	Planning	\$70,000	\$46,667
Virginia	ED19PHI3020048	Southside Planning District Commissions	South Hill	Planning	\$70,000	\$70,000
Virginia	ED19PHI3020049	New River Valley Regional Commission	Radford	Planning	\$70,000	\$70,000
Virginia	ED19PHI3020057	Crater Planning District Commission	Petersburg	Planning	\$70,000	\$30,000
Virginia	ED20HDQ0200032	Roanoke-The Blacksburg Innovation Network	Blacksburg	Regional Innovation Strategies	\$982,443	\$1,096,741
Virginia	ED20HDQ0200066	Patrick Henry Community College	Martinsville	Regional Innovation Strategies	\$300,474	\$840,435
Virginia	ED20PHI3030001	Roanoke Valley Alleghany Regional Commission	Roanoke	Technical Assistance	\$70,000	\$70,000
Virginia	ED20PHI3070011	Accomack-Northampton Planning District Commission	Accomac	Economic Adjustment Assistance	\$400,000	NA
Virginia	ED20PHI3070024	Lenowisco Planning District Commission	Duffield	Economic Adjustment Assistance	\$400,000	NA
Virginia	ED20PHI3070025	Northern Neck Planning District Commission	Warsaw	Economic Adjustment Assistance	\$365,000	NA
Virginia	ED20PHI3070029	Southside Planning District Commissions	South Hill	Economic Adjustment Assistance	\$400,000	NA
Virginia	ED20PHI3070039	New River Valley Regional Commission	Radford	Economic Adjustment Assistance	\$400,000	NA
Virginia	ED20PHI3070060	Crater Planning District Commission	Petersburg	Economic Adjustment Assistance	\$400,000	NA
Virginia	ED20PHI3070064	Mount Rogers Planning District Commission	Marion	Economic Adjustment Assistance	\$400,000	NA

* All supplemental awards are funded under the Economic Adjustment Assistance (EAA) Program

** Match includes Local (Applicant) match, State, and other federal funding, where applicable

(continued on next page)



SUMMARY OF EDA FY 2020 AWARDS (INCLUDING SUPPLEMENTAL* AWARDS) *(continued)*

State/Territory	Award #	Applicant	City	EDA Program	EDA Funding	Match**
Virginia	ED20PHI3070065	West Piedmont Planning District Commission	Martinsville	Economic Adjustment Assistance	\$400,000	NA
Virginia	ED20PHI3070066	Cumberland Plateau Planning District Commission	Lebanon	Economic Adjustment Assistance	\$400,000	NA
Virginia	ED20PHI3070071	Virginia Polytechnic Institute and State University	Blacksburg	Economic Adjustment Assistance	\$300,000	NA
Virginia	ED20PHI3070080	Central Shenandoah Planning District Commission	Staunton	Economic Adjustment Assistance	\$400,000	NA
Virginia	17914990	Cumberland Plateau Planning District Commission	Lebanon	Economic Adjustment Assistance	\$770,000	NA
Virginia	17914981	City of Newport News-Department of Development	Newport News	Economic Adjustment Assistance	\$1,596,000	NA
Virginia	17914949	Economic Development Authority of Floyd County	Floyd	Economic Adjustment Assistance	\$2,305,540	\$576,385
Virginia	10114955	Shenandoah Valley Regional Airport Commission	Weyers Cave	Public Works	\$2,060,000	\$2,060,000
Virginia	17915051	Franklin County	Rocky Mount	Economic Adjustment Assistance	\$4,697,215	\$9,150,000
Virginia	10115034	Town of Pulaski	Pulaski	Public Works	\$1,250,000	\$1,250,000
Virginia	17914983	City of Norfolk	Norfolk	Economic Adjustment Assistance	\$549,900	NA
Virginia	16914947	Foundation for a Sustainable Community/Institute for Sustainable Development	Alexandria	Economic Adjustment Assistance	\$151,988	\$37,997
Virginia	17915050	Town of Exmore	Exmore	Economic Adjustment Assistance	\$4,000,000	\$1,000,000
Virginia	17915018	Virginia Small Business Financing Authority	Richmond	Economic Adjustment Assistance	\$10,260,920	NA
Virginia	16915033	Lenowisco Planning District Commission	Duffield	Economic Adjustment Assistance	\$150,000	\$100,000
Virginia	17915030	City of Lynchburg	Lynchburg	Economic Adjustment Assistance	\$726,000	NA

* All supplemental awards are funded under the Economic Adjustment Assistance (EAA) Program

** Match includes Local (Applicant) match, State, and other federal funding, where applicable

(continued on next page)



SUMMARY OF EDA FY 2020 AWARDS (INCLUDING SUPPLEMENTAL* AWARDS) (continued)

State/Territory	Award #	Applicant	City	EDA Program	EDA Funding	Match**
Virginia	ED19PHI3020013	Lenowisco Planning District Commission	Duffield	Planning	\$70,000	\$70,000
Washington	ED17SEA3030027	Washington State University	Pullman	Technical Assistance	\$100,000	\$100,000
Washington	ED17SEA3030032	University of Washington	Seattle	Technical Assistance	\$100,000	\$100,000
Washington	ED20HDQ0200036	Washington Maritime Blue	Bothell	Regional Innovation Strategies	\$600,000	\$600,000
Washington	ED20HDQ0200043	E8 Cleantech Fund Development Project	Seattle	Regional Innovation Strategies	\$300,000	\$300,000
Washington	ED20HDQ3130008	Trade Task Group	Seattle	Trade Adjustment Assistance for Firms	\$1,217,751	\$58,255
Washington	ED20SEA3020003	North Olympic Peninsula Resource Conservation and Development Council	Port Angeles	Planning	\$210,000	\$210,000
Washington	ED20SEA3020004	Benton-Franklin Council of Governments	Richland	Planning	\$225,000	\$225,000
Washington	ED20SEA3020007	Southeast Washington Economic Development Association	Clarkston	Planning	\$225,000	\$225,000
Washington	ED20SEA3020008	Central Puget Sound Economic Development District	Seattle	Planning	\$300,000	\$300,000
Washington	ED20SEA3020011	Tri-County Economic Development District	Colville	Planning	\$210,000	\$52,500
Washington	ED20SEA3020019	Lummi Indian Business Council	Bellingham	Planning	\$165,000	NA
Washington	ED20SEA3020089	The Confederated Tribes of the Colville Reservation	Nespelem	Planning	\$150,000	NA
Washington	ED20SEA3030002	Port of Clarkston	Clarkston	Technical Assistance	\$55,000	\$55,000
Washington	ED20SEA3070020	Southeast Washington Economic Development Association	Clarkston	Economic Adjustment Assistance	\$240,000	NA

* All supplemental awards are funded under the Economic Adjustment Assistance (EAA) Program

** Match includes Local (Applicant) match, State, and other federal funding, where applicable

(continued on next page)



SUMMARY OF EDA FY 2020 AWARDS (INCLUDING SUPPLEMENTAL* AWARDS) *(continued)*

State/Territory	Award #	Applicant	City	EDA Program	EDA Funding	Match**
Washington	ED20SEA3070026	Washington State University	Pullman	Economic Adjustment Assistance	\$299,939	NA
Washington	ED20SEA3070039	Lummi Indian Business Council	Bellingham	Economic Adjustment Assistance	\$150,000	NA
Washington	ED20SEA3070040	Central Puget Sound Economic Development District	Seattle	Economic Adjustment Assistance	\$400,000	NA
Washington	ED20SEA3070060	North Olympic Peninsula Resource Conservation & Development Council	Port Angeles	Economic Adjustment Assistance	\$400,000	NA
Washington	ED20SEA3070061	Benton-Franklin Council of Governments	Richland	Economic Adjustment Assistance	\$400,000	NA
Washington	ED20SEA3070062	Cowlitz Wahkiakum Council of Governments	Kelso	Economic Adjustment Assistance	\$399,009	NA
Washington	ED20SEA3070063	Tri-County Economic Development District	Colville	Economic Adjustment Assistance	\$400,000	NA
Washington	ED20SEA3070076	North Central Washington Economic Development District	Wenatchee	Economic Adjustment Assistance	\$400,000	NA
Washington	ED20SEA3070080	Spokane Tribe of the Spokane Reservation	Wellpinit	Economic Adjustment Assistance	\$150,000	NA
Washington	ED20SEA3070083	University of Washington	Seattle	Economic Adjustment Assistance	\$300,000	NA
Washington	ED20SEA3070085	Makah Indian Tribe of the Makah Indian Reservation	Neah Bay	Economic Adjustment Assistance	\$150,000	NA
Washington	77907630	State of Washington	Olympia	Economic Adjustment Assistance	\$15,000,000	NA
Washington	77907498	Town of Odessa	Odessa	Economic Adjustment Assistance	\$1,305,606	\$326,401
Washington	77907550	City of Stevenson	Stevenson	Economic Adjustment Assistance	\$4,054,400	\$1,013,600
Washington	77907623	City of Tacoma	Tacoma	Economic Adjustment Assistance	\$1,287,000	NA
Washington	77907626	The Port of Bellingham	Bellingham	Economic Adjustment Assistance	\$550,000	NA

* All supplemental awards are funded under the Economic Adjustment Assistance (EAA) Program

** Match includes Local (Applicant) match, State, and other federal funding, where applicable

(continued on next page)



SUMMARY OF EDA FY 2020 AWARDS (INCLUDING SUPPLEMENTAL* AWARDS) *(continued)*

State/Territory	Award #	Applicant	City	EDA Program	EDA Funding	Match**
Washington	77907622	Benton-Franklin Government Council	Richland	Economic Adjustment Assistance	\$1,540,000	NA
Washington	70107519	Spokane Tribe of Indians	Wellpinit	Public Works	\$1,800,000	NA
Washington	77907485	Public Utility District No. 1 of Skamania County	Carson	Economic Adjustment Assistance	\$7,431,455	\$1,857,863
Washington	70107558	Port of Camas-Washougal	Washougal	Public Works	\$3,000,000	\$4,000,000
Washington	77907588	Innovate Washington Foundation	Spokane	Economic Adjustment Assistance	\$2,211,000	NA
Washington	70107554	Port of Woodland	Woodland	Public Works	\$3,000,658	\$3,000,658
Washington	77907624	Cowlitz-Wahkiakum Council of Governments	Kelso	Economic Adjustment Assistance	\$594,000	NA
Washington	77907627	Tri-County Economic Development District	Colville	Economic Adjustment Assistance	\$1,698,500	NA
West Virginia	ED16PHI3030072	Marshall University Research Corporation	Huntington	Technical Assistance	\$116,667	\$116,667
West Virginia	ED19PHI3020026	Mid-Ohio Valley Regional Planning and Development Council	Parkersburg	Planning	\$70,000	\$17,500
West Virginia	ED19PHI3020029	Region VII Planning and Development Council	Buckhannon	Planning	\$70,000	\$30,000
West Virginia	ED19PHI3020047	Regional Intergovernmental Council	South Charleston	Planning	\$70,000	\$70,000
West Virginia	ED19PHI3020062	Region 8 Planning and Development Council	Petersburg	Planning	\$70,000	\$70,000
West Virginia	ED19PHI3020065	Region 2 Planning and Development Council	Huntington	Planning	\$70,000	\$46,667
West Virginia	ED19PHI3020070	Bel-O-Mar Regional Council	Wheeling	Planning	\$70,000	\$70,000
West Virginia	ED19PHI3020077	Region I Planning and Development Council	Princeton	Planning	\$70,000	\$70,000

* All supplemental awards are funded under the Economic Adjustment Assistance (EAA) Program

** Match includes Local (Applicant) match, State, and other federal funding, where applicable

(continued on next page)



SUMMARY OF EDA FY 2020 AWARDS (INCLUDING SUPPLEMENTAL* AWARDS) *(continued)*

State/Territory	Award #	Applicant	City	EDA Program	EDA Funding	Match**
West Virginia	ED20PHI3020006	Region IV Planning and Development Council	Summersville	Planning	\$70,000	\$70,000
West Virginia	ED20PHI3070012	Mid-Ohio Valley Regional Planning and Development Council	Parkersburg	Economic Adjustment Assistance	\$400,000	NA
West Virginia	ED20PHI3070031	Eastern Panhandle Regional Planning and Development Council	Martinsburg	Economic Adjustment Assistance	\$400,000	NA
West Virginia	ED20PHI3070035	Bel-O-Mar Regional Council	Wheeling	Economic Adjustment Assistance	\$400,000	NA
West Virginia	ED20PHI3070040	Marshall University Research Corporation	Huntington	Economic Adjustment Assistance	\$300,000	NA
West Virginia	ED20PHI3070046	Region 4 Planning and Development Council	Summersville	Economic Adjustment Assistance	\$400,000	NA
West Virginia	ED20PHI3070048	Region 2 Planning and Development Council	Huntington	Economic Adjustment Assistance	\$400,000	NA
West Virginia	ED20PHI3070050	Regional Intergovernmental Council	South Charleston	Economic Adjustment Assistance	\$400,000	NA
West Virginia	ED20PHI3070061	Region VI Planning and Development Council	Fairmont	Economic Adjustment Assistance	\$400,000	NA
West Virginia	ED20PHI3070069	Region 1 Planning and Development Council	Princeton	Economic Adjustment Assistance	\$400,000	NA
West Virginia	ED20PHI3070076	Region 8 Planning and Development Council	Petersburg	Economic Adjustment Assistance	\$400,000	NA
West Virginia	ED20PHI3070078	Region VII Planning and Development Council	Buckhannon	Economic Adjustment Assistance	\$400,000	NA
West Virginia	17915019	West Virginia Economic Development Authority	Charleston	Economic Adjustment Assistance	\$10,340,000	NA
West Virginia	17914908	City of Philippi	Philippi	Economic Adjustment Assistance	\$2,000,000	\$500,000
West Virginia	17914975	Mid-Ohio Valley Regional Planning and Development Council	Parkersburg	Economic Adjustment Assistance	\$3,213,600	NA
West Virginia	16915039	University of Charleston	Charleston	Economic Adjustment Assistance	\$64,000	\$16,000

* All supplemental awards are funded under the Economic Adjustment Assistance (EAA) Program

** Match includes Local (Applicant) match, State, and other federal funding, where applicable

(continued on next page)



SUMMARY OF EDA FY 2020 AWARDS (INCLUDING SUPPLEMENTAL* AWARDS) *(continued)*

State/Territory	Award #	Applicant	City	EDA Program	EDA Funding	Match**
West Virginia	16914960	Mingo County Redevelopment Authority	Williamson	Economic Adjustment Assistance	\$98,500	\$51,741
West Virginia	17914951	Putnam Public Service District	Scott Depot (RR name Scott)	Economic Adjustment Assistance	\$1,200,000	\$1,200,000
West Virginia	17914961	Grandview Doolin Public Service District	Proctor	Economic Adjustment Assistance	\$1,900,000	\$1,325,142
West Virginia	17915052	Town of Beverly	Beverly	Economic Adjustment Assistance	\$3,241,600	\$810,400
West Virginia	17914977	Natural Capital Investment Fund Inc.	Charles	Economic Adjustment Assistance	\$550,000	NA
West Virginia	10114933	City of Piedmont	Piedmont	Public Works	\$1,576,520	\$394,130
West Virginia	17914952	Benedum Airport Authority	Bridgeport	Economic Adjustment Assistance	\$1,960,000	\$498,799
West Virginia	17914954	Coalfield Development Corporation	Wayne	Economic Adjustment Assistance	\$1,747,600	\$437,000
West Virginia	17914919	New River Gorge Regional Development Authority	Beckley	Economic Adjustment Assistance	\$708,300	\$177,367
West Virginia	17914932	City of Kenova	Kenova	Economic Adjustment Assistance	\$1,084,000	\$2,416,000
West Virginia	16914938	Marshall University Research Corporation	Huntington	Economic Adjustment Assistance	\$96,000	\$51,387
West Virginia	17914976	Region I Planning and Development Council	Princeton	Economic Adjustment Assistance	\$550,000	NA
West Virginia	17914953	Huntington Stormwater Utility	Huntington	Economic Adjustment Assistance	\$5,164,240	\$1,291,060
West Virginia	17914958	Central West Virginia Regional Airport Authority	Charleston	Economic Adjustment Assistance	\$1,218,000	\$304,966
West Virginia	ED19PHI3020028	Eastern Panhandle Regional Planning and Development Council	Martinsburg	Planning	\$70,000	\$70,000
West Virginia	ED19PHI3020045	Region VI Planning and Development Council	Fairmont	Planning	\$70,000	\$70,000

* All supplemental awards are funded under the Economic Adjustment Assistance (EAA) Program

** Match includes Local (Applicant) match, State, and other federal funding, where applicable

(continued on next page)



SUMMARY OF EDA FY 2020 AWARDS (INCLUDING SUPPLEMENTAL* AWARDS) *(continued)*

State/Territory	Award #	Applicant	City	EDA Program	EDA Funding	Match**
Wisconsin	ED16CHI3030030	University of Wisconsin System	Madison	Technical Assistance	\$150,000	\$150,000
Wisconsin	ED16CHI3030038	University of Wisconsin System	Menomonie	Technical Assistance	\$80,000	\$80,000
Wisconsin	ED20CHI3020003	Northwest Regional Planning Commission	Spooner	Planning	\$210,000	\$210,000
Wisconsin	ED20CHI3020004	West Central Wisconsin Regional Planning Commission	Eau Claire	Planning	\$210,000	\$210,000
Wisconsin	ED20CHI3020007	Great Lakes Inter-Tribal Council, Inc.	Lac Du Flambeau	Planning	\$153,000	NA
Wisconsin	ED20CHI3020016	North Central Wisconsin Regional Planning Commission	Wausau	Planning	\$210,000	\$210,000
Wisconsin	ED20CHI3020020	Mississippi River Regional Planning Commission	La Crosse	Planning	\$210,000	\$210,000
Wisconsin	ED20CHI3030001	City of New Holstein	New Holstein	Technical Assistance	\$22,500	\$22,500
Wisconsin	ED20CHI3030009	Southeastern Wisconsin Regional Planning Commission	Waukesha	Technical Assistance	\$50,000	\$50,000
Wisconsin	ED20CHI3070030	University of Wisconsin-Stout	Menomonie	Economic Adjustment Assistance	\$300,000	NA
Wisconsin	ED20CHI3070032	Southwestern Wisconsin Regional Planning Commission	Platteville	Economic Adjustment Assistance	\$400,000	NA
Wisconsin	ED20CHI3070046	West Central Wisconsin Regional Planning Commission	Eau Claire	Economic Adjustment Assistance	\$400,000	NA
Wisconsin	ED20CHI3070047	University of Wisconsin System	Madison	Economic Adjustment Assistance	\$299,740	NA
Wisconsin	ED20CHI3070052	East Central Wisconsin Regional Planning Commission	Menasha	Economic Adjustment Assistance	\$400,000	NA
Wisconsin	ED20CHI3070056	North Central Wisconsin Regional Planning Commission	Wausau	Economic Adjustment Assistance	\$400,000	NA
Wisconsin	ED20CHI3070057	Northwest Regional Planning Commission	Spooner	Economic Adjustment Assistance	\$400,000	NA

* All supplemental awards are funded under the Economic Adjustment Assistance (EAA) Program

** Match includes Local (Applicant) match, State, and other federal funding, where applicable

(continued on next page)



SUMMARY OF EDA FY 2020 AWARDS (INCLUDING SUPPLEMENTAL* AWARDS) (continued)

State/Territory	Award #	Applicant	City	EDA Program	EDA Funding	Match**
Wisconsin	ED20CHI3070064	Bay-Lake Regional Planning Commission	De Pere	Economic Adjustment Assistance	\$400,000	NA
Wisconsin	ED20CHI3070072	Great Lakes Inter-Tribal Council, Inc.	Lac Du Flambeau	Economic Adjustment Assistance	\$150,000	NA
Wisconsin	ED20CHI3070079	Mississippi River Regional Planning Commission	La Crosse	Economic Adjustment Assistance	\$400,000	NA
Wisconsin	ED20HDQ0200059	University of Wisconsin System	Platteville	Regional Innovation Strategies	\$538,426	\$538,426
Wisconsin	67906212	Impact Seven, Inc.	Rice Lake	Economic Adjustment Assistance	\$122,000	NA
Wisconsin	67906194	Milwaukee Economic Development Corporation	Milwaukee	Economic Adjustment Assistance	\$2,882,000	NA
Wisconsin	67906215	Northwest Regional Planning Commission	Spooner	Economic Adjustment Assistance	\$1,100,000	NA
Wisconsin	67906164	City of Westby	Westby	Economic Adjustment Assistance	\$3,475,200	\$868,800
Wisconsin	66906177	Northwest Regional Planning Commission	Spooner	Economic Adjustment Assistance	\$120,794	\$30,199
Wisconsin	67906220	Southwestern Wisconsin Regional Planning Commission	Platteville	Economic Adjustment Assistance	\$550,000	NA
Wisconsin	67906192	West Central Wisconsin Regional Planning Commission	Eau Claire	Economic Adjustment Assistance	\$550,000	NA
Wisconsin	66906159	Mississippi River Regional Planning Commission	La Crosse	Economic Adjustment Assistance	\$740,000	\$185,000
Wisconsin	66906169	Northwest Regional Planning Commission	Spooner	Economic Adjustment Assistance	\$201,218	\$50,305
Wisconsin	66906160	Bad River Band of Lake Superior Tribe of Chippewa Indians	Odanah	Economic Adjustment Assistance	\$709,222	NA
Wisconsin	67906214	Mississippi River Regional Planning Commission	La Crosse	Economic Adjustment Assistance	\$1,155,000	NA
Wisconsin	66906161	Forest County Potawatomi Community	Crandon	Economic Adjustment Assistance	\$65,030	NA

* All supplemental awards are funded under the Economic Adjustment Assistance (EAA) Program

** Match includes Local (Applicant) match, State, and other federal funding, where applicable

(continued on next page)



SUMMARY OF EDA FY 2020 AWARDS (INCLUDING SUPPLEMENTAL* AWARDS) (continued)

State/Territory	Award #	Applicant	City	EDA Program	EDA Funding	Match**
Wisconsin	67906223	City of Eau Claire	Eau Claire	Economic Adjustment Assistance	\$509,831	NA
Wisconsin	67906225	Door County Economic Development Corporation	Sturgeon Bay	Economic Adjustment Assistance	\$550,000	NA
Wisconsin	67906183	Milwaukee Economic Development Corporation	Milwaukee	Economic Adjustment Assistance	\$1,500,000	\$1,500,000
Wisconsin	67906230	Racine County Economic Development Corporation	Sturtevant	Economic Adjustment Assistance	\$3,630,000	NA
Wisconsin	67906229	Kenosha Area Business Alliance, Inc.	Kenosha	Economic Adjustment Assistance	\$3,971,000	NA
Wisconsin	66906168	Red Cliff Band of Lake Superior Chippewa Indians	Bayfield	Economic Adjustment Assistance	\$869,153	NA
Wisconsin	67906187	City of Port Washington	Port Washington	Economic Adjustment Assistance	\$813,620	\$203,405
Wisconsin	ED18CHI3020028	West Central Wisconsin Regional Planning Commission	Eau Claire	Planning	\$40,000	\$16,880
Wyoming	ED20DEN3030154	City of Evanston	Evanston	Technical Assistance	\$37,500	\$50,000
Wyoming	ED20HDQ0200022	Casper Area Economic Development Alliance, Inc.	Casper	Regional Innovation Strategies	\$176,350	\$176,350
Wyoming	57906025	Lincoln Uinta Revolving Loan Fund	Evanston	Economic Adjustment Assistance	\$550,000	NA
Wyoming	57906047	Forward Cody Wyoming, Inc.	Cody	Economic Adjustment Assistance	\$2,212,432	\$553,108
Wyoming	50105950	Northern Wyoming Community College District	Sheridan	Public Works	\$1,500,000	\$7,054,600
Wyoming	57906053	Campbell County	Gillette	Economic Adjustment Assistance	\$240,000	\$160,000
Wyoming	ED20DEN3030154	City of Evanston	Evanston	Technical Assistance	\$37,500	\$50,000
Wyoming	ED20HDQ0200022	Casper Area Economic Development Alliance, Inc.	Casper	Regional Innovation Strategies	\$176,350	\$176,350

* All supplemental awards are funded under the Economic Adjustment Assistance (EAA) Program

** Match includes Local (Applicant) match, State, and other federal funding, where applicable

(continued on next page)



SUMMARY OF EDA FY 2020 AWARDS (INCLUDING SUPPLEMENTAL* AWARDS) *(continued)*

State/Territory	Award #	Applicant	City	EDA Program	EDA Funding	Match**
Wyoming	57906025	Lincoln Uinta Revolving Loan Fund	Evanston	Economic Adjustment Assistance	\$550,000	NA
Wyoming	57906047	Forward Cody Wyoming, Inc.	Cody	Economic Adjustment Assistance	\$2,212,432	\$553,108
Wyoming	50105950	Northern Wyoming Community College District	Sheridan	Public Works	\$1,500,000	\$7,054,600
Grand Total	1,469 Awards				\$1,479,929,765	\$397,892,653

* All supplemental awards are funded under the Economic Adjustment Assistance (EAA) Program

** Match includes Local (Applicant) match, State, and other federal funding, where applicable



SUMMARY OF ESTIMATED PRIVATE INVESTMENT FROM EDA'S FY 2020 PUBLIC WORKS AND ECONOMIC ADJUSTMENT ASSISTANCE (REGULAR) CONSTRUCTION AWARDS

State/ Territory	Award #	Applicant	City	EDA Program	EDA Funding	Match	Estimated Private Investment	Private Investment Ratio
Alabama	40107425	City of Phenix City	Phenix City	Public Works	\$1,958,555	\$1,958,556	\$8,000,000	4.08
Alabama	40107412	Clarke County	Grove Hill	Public Works	\$1,647,058	\$1,098,039	\$188,450,000	114.42
Alabama	40107492	The University of West Alabama	Livingston	Public Works	\$1,731,900	\$540,000	\$175,000,000	–
Alaska	7790690602	Native Village of Mekoryuk	Mekoryuk	Public Works	\$707,001	\$–	\$–	–
Alaska	7790741201	Aleut Community of Saint Paul Island	Saint Paul Island	Public Works	\$3,150,000	\$–	\$–	–
Arizona	70107555	City of Yuma	Yuma	Public Works	\$852,000	\$213,000	\$50,000,000	58.69
Arkansas	80105393	City of Jonesboro	Jonesboro	Public Works	\$2,000,000	\$500,000	\$450,000	0.23
Arkansas	87905400	Conway County Levee District 6	Morrilton	Economic Adjustment Assistance	\$1,500,000	\$375,000	\$30,000,000	20.00
Arkansas	80105353	City of Springdale	Springdale	Public Works	\$1,500,000	\$1,031,789	\$14,600,000	–
California	70107532	City of Orange Cove	Orange Cove	Public Works	\$1,942,800	\$485,700	\$–	–
California	7010741301	County of Yuba	Olivehurst	Public Works	\$523,659	\$130,914	\$–	–
Colorado	50105956	Regents of the University of Colorado	Colorado Springs	Public Works	\$2,750,000	\$2,750,000	\$9,350,000	3.40
Florida	47907433	Indian River State College	Fort Pierce	Economic Adjustment Assistance	\$2,000,000	\$2,000,000	\$–	–
Florida	40107471	District Board of Trustees of Pensacola State College	Pensacola	Public Works	\$1,600,000	\$2,905,875	\$–	–

(continued on next page)



SUMMARY OF ESTIMATED PRIVATE INVESTMENT FROM EDA'S FY 2020 PUBLIC WORKS AND ECONOMIC ADJUSTMENT ASSISTANCE (REGULAR) CONSTRUCTION AWARDS *(continued)*

State/ Territory	Award #	Applicant	City	EDA Program	EDA Funding	Match	Estimated Private Investment	Private Investment Ratio
Georgia	40107451	Banks County	Homer	Public Works	\$1,500,000	\$3,056,150	\$20,000,000	–
Georgia	40107414	Valdosta and Lowndes Chamber of Commerce	Valdosta	Public Works	\$2,558,935	\$1,705,957	\$9,700,000	3.79
Idaho	70107509	Idaho State University	Pocatello	Public Works	\$2,271,953	\$567,988	\$–	–
Idaho	70107583	College of Eastern Idaho	Idaho Falls	Public Works	\$1,200,000	\$1,200,000	\$–	–
Illinois	60106157	Village of Atkinson	Atkinson	Public Works	\$513,274	\$513,274	\$42,000,000	–
Illinois	60106213	America's Central Port District	Granite City	Public Works	\$2,500,000	\$1,072,000	\$3,500,000	–
Illinois	60106181	City of Calumet	Calumet City	Public Works	\$3,377,902	\$844,475	\$13,500,000	4.00
Indiana	67906207	City of Vincennes	Vincennes	Economic Adjustment Assistance	\$732,080	\$183,020	\$7,000,000	–
Indiana	60106167	Town of Ashley	Ashley	Public Works	\$1,218,000	\$812,000	\$275,000,000	–
Indiana	60106184	Clinton County	Frankfort	Public Works	\$3,000,000	\$5,133,000	\$37,000,000	12.33
Iowa	50105959	City of Perry	Perry	Public Works	\$1,240,237	\$355,535	\$2,872,444	2.32
Iowa	50105944	City of Indianola	Indianola	Public Works	\$627,237	\$627,238	\$–	–
Louisiana	80105397	Louisiana Universities Marine Consortium	Chauvin	Public Works	\$1,600,000	\$400,000	\$18,000,000	11.25
Louisiana	80105352	Delgado Community College	New Orleans	Public Works	\$850,000	\$264,632	\$–	–
Louisiana	80105363	Port of South Louisiana	Laplace	Public Works	\$1,500,000	\$375,000	\$–	–

(continued on next page)



SUMMARY OF ESTIMATED PRIVATE INVESTMENT FROM EDA'S FY 2020 PUBLIC WORKS AND ECONOMIC ADJUSTMENT ASSISTANCE (REGULAR) CONSTRUCTION AWARDS *(continued)*

State/ Territory	Award #	Applicant	City	EDA Program	EDA Funding	Match	Estimated Private Investment	Private Investment Ratio
Maine	1011476501	University of Maine	Orono	Public Works	\$1,100,000	\$1,100,000	\$-	-
Maine	1011479901	Midcoast Regional Redevelopment Authority	Brunswick	Public Works	\$121,450	\$121,450	\$-	-
Maine	10114911	Fort Fairfield Utilities District	Fort Fairfield	Public Works	\$2,000,000	\$2,316,533	\$-	-
Massachusetts	10114915	Massachusetts Development Finance Authority	Boston	Public Works	\$550,000	\$-	\$19,500,000	35.45
Massachusetts	10114924	Town of Mattapoisett	Mattapoisett	Public Works	\$735,000	\$735,000	\$35,000,000	-
Michigan	60106174	Battle Creek Unlimited	Battle Creek	Public Works	\$2,092,412	\$2,092,413	\$8,000,000	-
Michigan	60106153	City of Mount Pleasant	Mount Pleasant	Public Works	\$230,736	\$57,684	\$885,000	-
Minnesota	60106251	Red Lake Band of Chippewa Indians	Redlake	Public Works	\$3,161,976	\$214,789	\$7,231,912	2.29
Minnesota	6010607802	Bemidji Regional Airport Authority	Bemidji	Public Works	\$425,000	\$141,740	\$-	-
Minnesota	60106165	St. Cloud Technical & Community College	St. Cloud	Public Works	\$2,530,000	\$2,070,000	\$37,700,000	14.90
Mississippi	40107550	Pontotoc County	Pontotoc	Public Works	\$620,970	\$320,970	\$3,685,000	-
Missouri	57905966	City of Excelsior Springs	Excelsior Springs	Economic Adjustment Assistance	\$500,000	\$100,000	\$4,500,000	9.00
Montana	50105972	Butte-Silver Bow Consolidate Local Government	Butte	Public Works	\$2,974,333	\$8,041,717	\$63,000,000	21.18
Montana	50105938	Big Sky Economic Development Authority	Billings	Public Works	\$2,007,121	\$2,007,121	\$6,600,000	3.29
New Jersey	10115032	Atlantic City	Atlantic City	Public Works	\$2,450,000	\$7,150,000	\$83,000,000	-

(continued on next page)



SUMMARY OF ESTIMATED PRIVATE INVESTMENT FROM EDA'S FY 2020 PUBLIC WORKS AND ECONOMIC ADJUSTMENT ASSISTANCE (REGULAR) CONSTRUCTION AWARDS *(continued)*

State/ Territory\$	Award #	Applicant	City	EDA Program	EDA Funding	Match	Estimated Private Investment	Private Investment Ratio
New Mexico	87905372	Santa Fe Business Incubator	Santa Fe	Economic Adjustment Assistance	\$400,000	\$400,000	\$6,300,000	15.75
New Mexico	80105395	City of Calumet	Artesia	Public Works	\$1,500,000	\$1,500,000	\$-	-
New Mexico	80105362	Regents of New Mexico University	Las Cruces	Public Works	\$1,000,000	\$250,000	\$10,000,000	10.00
New Mexico	80105339	City of Albuquerque	Albuquerque	Public Works	\$1,200,000	\$1,200,000	\$9,000,000	-
New York	1011476301	Community Solutions International, Inc.	New York	Public Works	\$643,061	\$73,094	\$-	-
New York	10115049	Town of Erwin Industrial Development Agency	Painted Post	Public Works	\$557,254	\$635,066	\$25,000,000	44.86
New York	10114979	County of Otsego Industrial Development Agency	Oneonta	Public Works	\$1,200,000	\$875,000	\$10,552,500	8.79
New York	10114945	City of Sherrill	Sherrill	Public Works	\$306,000	\$306,000	\$2,500,000	8.17
New York	10114937	Town of Prattsburgh	Prattsburgh	Public Works	\$748,500	\$548,500	\$700,000	0.94
New York	10114922	Southern Tier Network, Inc.	Corning	Public Works	\$1,552,593	\$582,223	\$485,185	0.31
North Carolina	47907438	Town of Seaboard	Seaboard	Economic Adjustment Assistance	\$992,576	\$248,144	\$75,000,000	-
North Carolina	47907453	Scotland County Economic Development Corporation	Laurinburg	Economic Adjustment Assistance	\$2,000,000	\$1,036,995	\$10,000,000	5.00
North Carolina	40107452	County of Davidson	Lexington	Public Works	\$1,945,472	\$1,941,473	\$300,000,000	-
North Carolina	40107418	Sampson Community College	Clinton	Public Works	\$2,589,380	\$647,345	\$13,534,800	-

(continued on next page)



SUMMARY OF ESTIMATED PRIVATE INVESTMENT FROM EDA'S FY 2020 PUBLIC WORKS AND ECONOMIC ADJUSTMENT ASSISTANCE (REGULAR) CONSTRUCTION AWARDS *(continued)*

State/ Territory	Award #	Applicant	City	EDA Program	EDA Funding	Match	Estimated Private Investment	Private Investment Ratio
Oklahoma	87905370	Garfield County Industrial Authority	Enid	Economic Adjustment Assistance	\$800,000	\$225,394	\$-	-
Oklahoma	80105383	Ardmore Development Authority	Ardmore	Public Works	\$1,250,000	\$1,968,670	\$-	-
Oregon	70107540	Klamath Community College	Klamath Falls	Public Works	\$3,000,000	\$-	\$677,000	0.23
Oregon	70107523	Port of Newport	Newport	Public Works	\$1,195,563	\$1,195,563	\$3,950,000	-
Oregon	70107544	City of Hermiston	Hermiston	Public Works	\$1,462,000	\$1,462,000	\$70,000,000	-
Pennsylvania	10114914	Venango County Economic Development Authority	Franklin	Public Works	\$1,500,000	\$-	\$-	-
Pennsylvania	10114940	Johnstown Redevelopment Authority	Johnstown	Public Works	\$1,950,000	\$1,950,000	\$1,200,439	0.62
Rhode Island	10114966	University of Rhode Island Research Foundation	Kingston	Public Works	\$2,310,000	\$790,000	\$440,000	-
South Carolina	40107483	LICAR, LLC	Greenville	Public Works	\$2,000,000	\$2,015,000	\$2,000,000	1.00
South Carolina	40107432	Powdersville Water District	Easley	Public Works	\$2,000,000	\$2,941,700	\$59,280,000	29.64
South Carolina	40107417	Colleton County	Walterboro	Public Works	\$891,072	\$94,048	\$7,000,000	7.86
South Carolina	40107416	Lancaster County, South Carolina	Lancaster	Public Works	\$724,400	\$181,100	\$18,000,000	-
South Carolina	40107420	Jasper County	Ridgeland	Public Works	\$1,125,000	\$750,000	\$2,900,000	2.58
Tennessee	40107466	City of South Pittsburg	South Pittsburg	Public Works	\$1,943,403	\$573,947	\$72,000,000	-
Tennessee	40107467	City of Baxter	Baxter	Public Works	\$1,000,000	\$600,000	\$150,000,000	150.00

(continued on next page)



SUMMARY OF ESTIMATED PRIVATE INVESTMENT FROM EDA'S FY 2020 PUBLIC WORKS AND ECONOMIC ADJUSTMENT ASSISTANCE (REGULAR) CONSTRUCTION AWARDS *(continued)*

State/ Territory	Award #	Applicant	City	EDA Program	EDA Funding	Match	Estimated Private Investment	Private Investment Ratio
Texas	80105382	City of Corsicana	Corsicana	Public Works	\$1,250,000	\$833,333	\$60,000,000	48.00
Texas	80105384	City of Levelland	Levelland	Public Works	\$1,500,000	\$1,568,952	\$2,000,000	1.33
Texas	80105371	City of Hooks	Hooks	Public Works	\$850,000	\$212,500	\$-	-
Texas	80105398	City of Abilene	Abilene	Public Works	\$1,837,500	\$787,500	\$12,700,000	6.91
Vermont	10114926	Town of Hardwick	Hardwick	Public Works	\$3,000,000	\$3,896,514	\$2,530,000	0.84
Virginia	10114955	Shenandoah Valley Regional Airport Commission	Weyers Cave	Public Works	\$2,060,000	\$1,910,718	\$500,000	0.24
Virginia	10115034	Town of Pulaski	Pulaski	Public Works	\$1,250,000	\$550,000	\$300,000	-
Washington	70107519	Spokane Tribe of Indians	Wellpinit	Public Works	\$1,800,000	\$-	\$12,800,000	-
Washington	70107558	Port of Camas-Washougal	Washougal	Public Works	\$3,000,000	\$2,560,000	\$10,620,000	-
Washington	70107554	Port of Woodland	Woodland	Public Works	\$3,000,658	\$1,500,329	\$6,480,000	-
West Virginia	10114933	City of Piedmont	Piedmont	Public Works	\$1,576,520	\$-	\$-	-
Wyoming	57906047	Forward Cody Wyoming, Inc.	Cody	Economic Adjustment Assistance	\$2,212,432	\$553,108	\$400,000	0.18
Wyoming	50105950	Northern Wyoming Community College District	Sheridan	Public Works	\$1,500,000	\$655,154	\$-	-
Grand Total					\$134,674,973	\$97,587,929	\$2,132,374,280	15.83



SUMMARY OF EDA FY 2020 FUNDING AND AWARDS BY PROGRAM CATEGORY PER STATE/TERRITORY (INCLUDING SUPPLEMENTAL* AWARDS)

State/ Territory	Economic Adjustment Assistance	Total Economic Adjustment Assistance Awards	Planning	Total Planning Awards	Public Works	Total Public Works Awards	Regional Innovation Strategies	Total Regional Innovation Strategies Awards	Research and National Technical Assistance	Total Research and National Technical Assistance Awards	Technical Assistance	Total Technical Assistance Awards	Trade Adjustment Assistance for Firms	Total Trade Adjustment Assistance for Firms Awards	Total EDA Funding per State/Territory	Total Awards per State/ Territory
Alabama	\$15,170,949	19	\$1,297,000	7	\$5,337,513	3	\$300,000	1	\$-	-	\$118,000	1	\$-	-	\$22,223,462	31
Alaska	\$8,249,717	14	\$210,000	1	\$3,857,001	2	\$599,053	1	\$-	-	\$150,000	1	\$-	-	\$13,065,771	19
American Samoa	\$3,545,349	2	\$-	-	\$-	-	\$-	-	\$-	-	\$-	-	\$-	-	\$3,545,349	2
Arizona	\$3,338,000	8	\$660,000	3	\$852,000	1	\$299,396	1	\$-	-	\$127,904	2	\$-	-	\$5,277,300	15
Arkansas	\$25,621,000	24	\$1,680,000	8	\$3,500,000	2	\$-	-	\$-	-	\$225,700	2	\$-	-	\$31,026,700	36
California	\$85,995,940	46	\$360,000	2	\$2,466,459	2	\$1,720,305	2	\$-	-	\$158,971	1	\$1,391,229	1	\$92,092,904	54
Colorado	\$4,708,651	12	\$956,500	7	\$2,750,000	1	\$285,000	1	\$-	-	\$20,000	1	\$1,264,044	1	\$9,984,195	23
Connecticut	\$7,961,291	7	\$200,000	3	\$-	-	\$-	-	\$-	-	\$116,667	1	\$-	-	\$8,277,958	11
Delaware	\$2,115,000	3	\$-	-	\$-	-	\$1,488,083	1	\$-	-	\$116,667	1	\$-	-	\$3,719,750	5
District of Columbia	\$901,527	2	\$345,000	1	\$-	-	\$1,472,213	1	\$1,853,392	2	\$667,799	4	\$-	-	\$5,239,931	10
Federated States of Micronesia	\$400,000	1	\$-	-	\$-	-	\$-	-	\$-	-	\$-	-	\$-	-	\$400,000	1

* All supplemental awards are funded under the Economic Adjustment Assistance (EAA) Program

(continued on next page)



SUMMARY OF EDA FY 2020 FUNDING AND AWARDS BY PROGRAM CATEGORY PER STATE/TERRITORY (INCLUDING SUPPLEMENTAL* AWARDS) *(continued)*

State/ Territory	Economic Adjustment Assistance	Total Economic Adjustment Assistance Awards	Planning	Total Planning Awards	Public Works	Total Public Works Awards	Regional Innovation Strategies	Total Regional Innovation Strategies Awards	Research and National Technical Assistance	Total Research and National Technical Assistance Awards	Technical Assistance	Total Technical Assistance Awards	Trade Adjustment Assistance for Firms	Total Trade Adjustment Assistance for Firms Awards	Total EDA Funding per State/Territory	Total Awards per State/ Territory
Florida	\$35,178,962	20	\$1,470,000	7	\$1,600,000	1	\$-	-	\$-	-	\$236,000	2	\$-	-	\$38,484,962	30
Georgia	\$29,049,360	24	\$1,695,000	8	\$4,058,935	2	\$292,023	1	\$-	-	\$236,000	2	\$1,221,560	1	\$36,552,878	38
Hawaii	\$300,000	1	\$85,000	1	\$-	-	\$300,000	1	\$-	-	\$125,000	1	\$-	-	\$810,000	4
Idaho	\$14,891,918	15	\$-	-	\$3,471,953	2	\$1,500,000	1	\$-	-	\$125,000	1	\$-	-	\$19,988,871	19
Illinois	\$15,918,438	19	\$676,235	6	\$6,391,176	3	\$2,166,483	3	\$-	-	\$168,000	3	\$1,019,124	1	\$26,339,456	35
Indiana	\$29,383,629	19	\$764,721	5	\$4,218,000	2	\$-	-	\$952,574	1	\$205,000	2	\$-	-	\$35,523,924	29
Iowa	\$52,101,604	38	\$1,365,000	10	\$1,867,474	2	\$525,472	1	\$-	-	\$269,000	2	\$-	-	\$56,128,550	53
Kansas	\$14,483,294	12	\$385,000	5	\$-	-	\$-	-	\$-	-	\$302,500	2	\$-	-	\$15,170,794	19
Kentucky	\$30,845,054	19	\$1,050,000	1	\$-	-	\$900,000	2	\$-	-	\$118,000	1	\$-	-	\$32,913,054	23
Louisiana	\$16,922,000	17	\$-	-	\$3,950,000	3	\$2,090,156	2	\$-	-	\$225,700	2	\$-	-	\$23,187,856	24
Maine	\$23,989,238	20	\$490,000	7	\$3,221,450	3	\$1,412,525	3	\$-	-	\$116,667	1	\$-	-	\$29,229,880	34
Maryland	\$4,628,937	7	\$210,000	3	\$-	-	\$594,190	1	\$-	-	\$116,667	1	\$-	-	\$5,549,794	12
Massachusetts	\$43,372,875	26	\$560,000	8	\$1,285,000	2	\$1,598,113	2	\$-	-	\$285,317	4	\$1,065,085	1	\$48,166,390	43

* All supplemental awards are funded under the Economic Adjustment Assistance (EAA) Program

(continued on next page)



SUMMARY OF EDA FY 2020 FUNDING AND AWARDS BY PROGRAM CATEGORY PER STATE/TERRITORY (INCLUDING SUPPLEMENTAL* AWARDS) *(continued)*

State/ Territory	Economic Adjustment Assistance	Total Economic Adjustment Assistance Awards	Planning	Total Planning Awards	Public Works	Total Public Works Awards	Regional Innovation Strategies	Total Regional Innovation Strategies Awards	Research and National Technical Assistance	Total Research and National Technical Assistance Awards	Technical Assistance	Total Technical Assistance Awards	Trade Adjustment Assistance for Firms	Total Trade Adjustment Assistance for Firms Awards	Total EDA Funding per State/Territory	Total Awards per State/ Territory
Michigan	\$11,072,349	21	\$1,003,461	7	\$2,323,148	2	\$-	-	\$-	-	\$230,000	2	\$1,106,022	1	\$15,734,980	33
Minnesota	\$29,192,699	27	\$496,802	3	\$6,116,976	3	\$-	-	\$-	-	\$160,373	1	\$-	-	\$35,966,850	34
Mississippi	\$27,538,712	19	\$420,000	2	\$620,970	1	\$-	-	\$-	-	\$118,000	1	\$-	-	\$28,697,682	23
Missouri	\$39,880,156	41	\$1,452,500	10	\$-	-	\$2,089,579	3	\$-	-	\$162,500	1	\$1,137,801	1	\$44,722,536	56
Montana	\$26,552,422	26	\$1,806,500	15	\$4,981,454	2	\$-	-	\$-	-	\$198,000	2	\$-	-	\$33,538,376	45
Nebreska	\$22,906,260	15	\$297,500	3	\$-	-	\$600,000	1	\$-	-	\$112,000	1	\$-	-	\$23,915,760	20
Nevada	\$6,078,447	4	\$240,000	1	\$-	-	\$-	-	\$-	-	\$125,000	1	\$-	-	\$6,443,447	6
New Hampshire	\$6,524,131	6	\$210,000	3	\$-	-	\$598,152	1	\$-	-	\$-	-	\$-	-	\$7,332,283	10
New Jersey	\$15,836,000	7	\$70,000	1	\$2,450,000	1	\$300,000	1	\$-	-	\$116,667	1	\$-	-	\$18,772,667	11
New Mexico	\$9,888,400	18	\$-	-	\$3,700,000	3	\$600,000	1	\$-	-	\$225,700	2	\$-	-	\$14,414,100	24
New York	\$56,635,261	30	\$723,520	11	\$5,007,408	6	\$-	-	\$-	-	\$233,334	2	\$951,290	1	\$63,550,813	50
North Carolina	\$43,529,060	36	\$775,000	4	\$4,534,852	2	\$1,297,981	1	\$-	-	\$354,000	3	\$-	-	\$50,490,893	46
North Dakota	\$17,401,279	20	\$867,500	6	\$-	-	\$-	-	\$-	-	\$100,000	1	\$-	-	\$18,368,779	27

* All supplemental awards are funded under the Economic Adjustment Assistance (EAA) Program

(continued on next page)



SUMMARY OF EDA FY 2020 FUNDING AND AWARDS BY PROGRAM CATEGORY PER STATE/TERRITORY (INCLUDING SUPPLEMENTAL* AWARDS) *(continued)*

State/ Territory	Economic Adjustment Assistance	Total Economic Adjustment Assistance Awards	Planning	Total Planning Awards	Public Works	Total Public Works Awards	Regional Innovation Strategies	Total Regional Innovation Strategies Awards	Research and National Technical Assistance	Total Research and National Technical Assistance Awards	Technical Assistance	Total Technical Assistance Awards	Trade Adjustment Assistance for Firms	Total Trade Adjustment Assistance for Firms Awards	Total EDA Funding per State/Territory	Total Awards per State/ Territory
Northern Mariana Islands	\$1,726,416	1	\$-	-	\$-	-	\$-	-	\$-	-	\$-	-	\$-	-	\$1,726,416	1
Ohio	\$28,727,889	22	\$105,000	2	\$-	-	\$1,199,998	2	\$-	-	\$230,000	2	\$-	-	\$30,262,887	28
Oklahoma	\$28,953,428	28	\$2,310,000	11	\$1,250,000	1	\$-	-	\$-	-	\$112,850	1	\$-	-	\$32,626,278	41
Oregon	\$30,962,571	30	\$1,125,000	5	\$5,657,563	3	\$2,069,084	3	\$-	-	\$238,025	3	\$-	-	\$40,052,243	44
Pennsylvania	\$50,532,816	23	\$490,000	7	\$3,450,000	2	\$300,000	1	\$-	-	\$116,667	1	\$1,345,118	1	\$56,234,601	35
Puerto Rico	\$19,857,705	6	\$-	-	\$-	-	\$-	-	\$-	-	\$116,667	1	\$-	-	\$19,974,372	7
Rhode Island	\$7,328,000	4	\$-	-	\$2,310,000	1	\$597,500	2	\$-	-	\$-	-	\$-	-	\$10,235,500	7
South Carolina	\$43,500,233	22	\$37,500	1	\$6,740,472	5	\$-	-	\$-	-	\$118,000	1	\$-	-	\$50,396,205	29
South Dakota	\$30,686,393	25	\$934,750	11	\$-	-	\$600,000	1	\$-	-	\$145,000	1	\$-	-	\$32,366,143	38
Tennessee	\$20,656,832	20	\$-	-	\$2,943,403	2	\$299,651	1	\$-	-	\$236,000	2	\$-	-	\$24,135,886	25
Texas	\$43,340,762	50	\$-	-	\$5,437,500	4	\$4,334,257	3	\$-	-	\$338,550	3	\$1,280,976	1	\$54,732,045	61
Utah	\$8,594,198	15	\$927,500	7	\$-	-	\$600,000	1	\$-	-	\$143,000	1	\$-	-	\$10,264,698	24
Vermont	\$3,356,000	6	\$420,000	3	\$3,000,000	1	\$-	-	\$381,093	1	\$-	-	\$-	-	\$7,157,093	11

* All supplemental awards are funded under the Economic Adjustment Assistance (EAA) Program

(continued on next page)



SUMMARY OF EDA FY 2020 FUNDING AND AWARDS BY PROGRAM CATEGORY PER STATE/TERRITORY (INCLUDING SUPPLEMENTAL* AWARDS) *(continued)*

State/ Territory	Economic Adjustment Assistance	Total Economic Adjustment Assistance Awards	Planning	Total Planning Awards	Public Works	Total Public Works Awards	Regional Innovation Strategies	Total Regional Innovation Strategies Awards	Research and National Technical Assistance	Total Research and National Technical Assistance Awards	Technical Assistance	Total Technical Assistance Awards	Trade Adjustment Assistance for Firms	Total Trade Adjustment Assistance for Firms Awards	Total EDA Funding per State/Territory	Total Awards per State/ Territory
Virgin Islands	\$22,462,000	2	\$-	-	\$-	-	\$-	-	\$-	-	\$-	-	\$-	-	\$22,462,000	2
Virginia	\$29,472,563	21	\$816,663	11	\$3,310,000	2	\$1,282,917	2	\$-	-	\$70,000	1	\$-	-	\$34,952,143	37
Washington	\$39,360,909	22	\$1,485,000	7	\$7,800,658	3	\$900,000	2	\$-	-	\$255,000	3	\$1,217,751	1	\$51,019,318	38
West Virginia	\$39,435,840	28	\$700,000	10	\$1,576,520	1	\$-	-	\$-	-	\$116,667	1	\$-	-	\$41,829,027	40
Wisconsin	\$28,063,808	29	\$1,033,000	6	\$-	-	\$538,426	1	\$-	-	\$302,500	4	\$-	-	\$29,937,734	40
Wyoming	\$3,002,432	3	\$-	-	\$1,500,000	1	\$176,350	1	\$-	-	\$37,500	1	\$-	-	\$4,716,282	6
Grand Total	\$1,262,128,703	1,002	\$33,206,652	240	\$123,537,885	77	\$35,926,906	53	\$3,187,060	4	\$8,942,559	82	\$13,000,000	11	\$1,479,929,765	1,469

* All supplemental awards are funded under the Economic Adjustment Assistance (EAA) Program



www.eda.gov