



# Recompete Pilot Program

## Phase 2 Outcomes Briefing August 2024

# Agenda

---

- **Recompete Vision & Principles**
- **Implementation Awardees and Portfolio**
- **Evaluation Process and Criteria**
- **Next Steps: Supporting Finalists and Awardees**

# Recompete Pilot Program Vision

---

**The Recompete Pilot Program will invest \$200 million in distressed communities across the country.** The program targets areas where prime-age (25-54 years) employment significantly trails the national average.

The funding – deployed through a two-phase competition – will provide communities both strategy development planning grants and large, flexible implementation awards.

# Recompete Pilot Program Principles

---

## **Create and connect people to good jobs**

Invest in programs and organizations that have a clear understanding of local conditions and pathways to create and connect people with good jobs.

---

## **Place-based regional development**

Local community leaders — public, private, civic, and labor — are best positioned to build their own economic future; meet communities where they are by providing a full array of investments, projects, and tools.

---

## **Focus on communities that have been forgotten for too long**

E.g., areas where prominent industries have declined or disappeared, that were physically separated by highway construction, or that have endured decades of disinvestment.

---

## **Equity and geographic diversity**

EDA's longstanding mission is to ensure that all communities have a path to economic prosperity. Benefits of the program will be shared equitably and across diverse geographies.

# Appropriation vs. Authorization

---

What we've been appropriated  
(i.e., the funding EDA can  
deploy for the Recompete  
Pilot Program)

**\$200 million**

The program's authorization  
level (i.e., the current  
maximum funding ***over the  
full life of the program***)

**\$1 billion**

# Phase 2 Awardees Selected from a Competitive Field

**565 applications,**  
\$6.6 billion in  
demand



2023 Phase 1  
Applications

**22 Finalists,**  
\$480 million  
in demand



Phase 2 Finalists  
(Dec. 2023)

**6 Implementation  
Awardees,** \$184  
million in funding



Phase 2 Awardees  
(Aug. 2024)

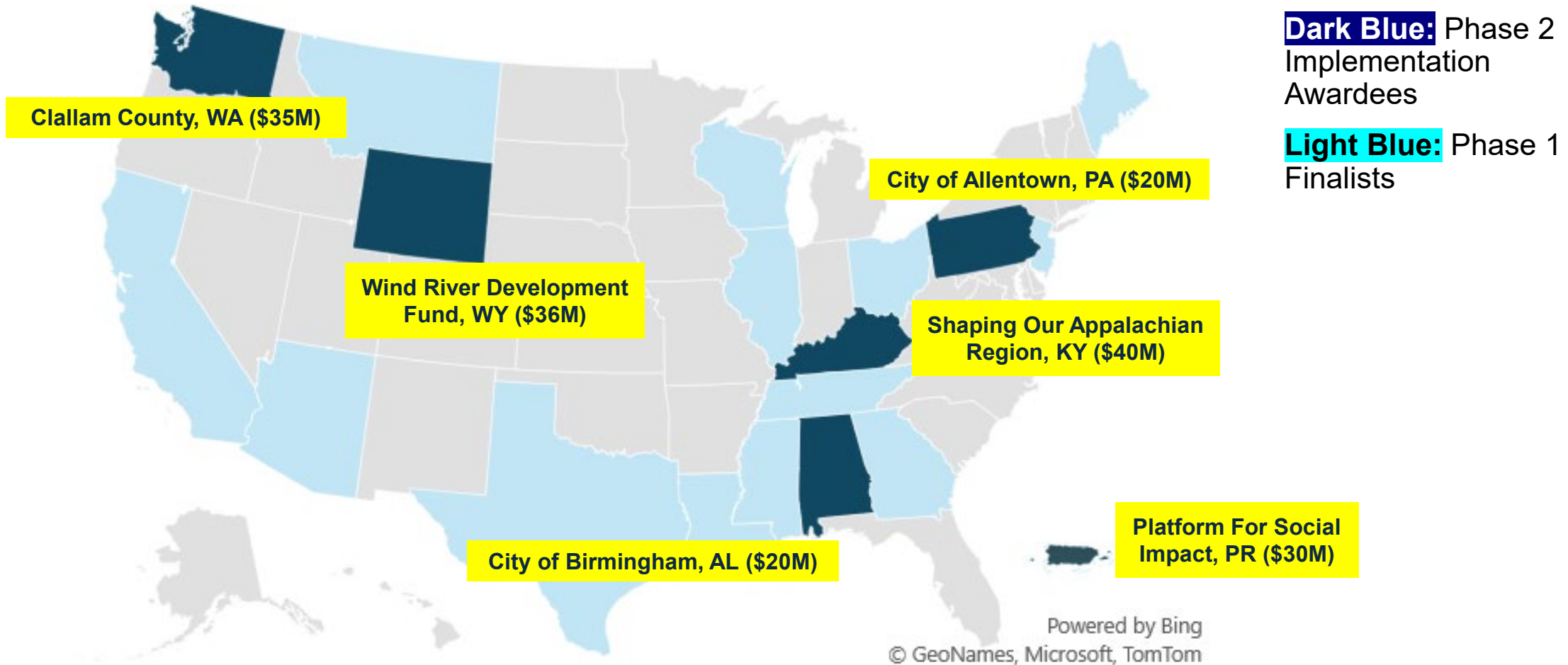
The FY23 Recompete Pilot Program was massively oversubscribed. EDA received 565 applications – marking the **largest volume to-date of any national EDA competition.**

Applications came from all parts of the country, **representing 49 states and 4 territories.**

In Phase 1, EDA announced 22 Finalists and 24 Strategy Development Grantees (\$11 M).

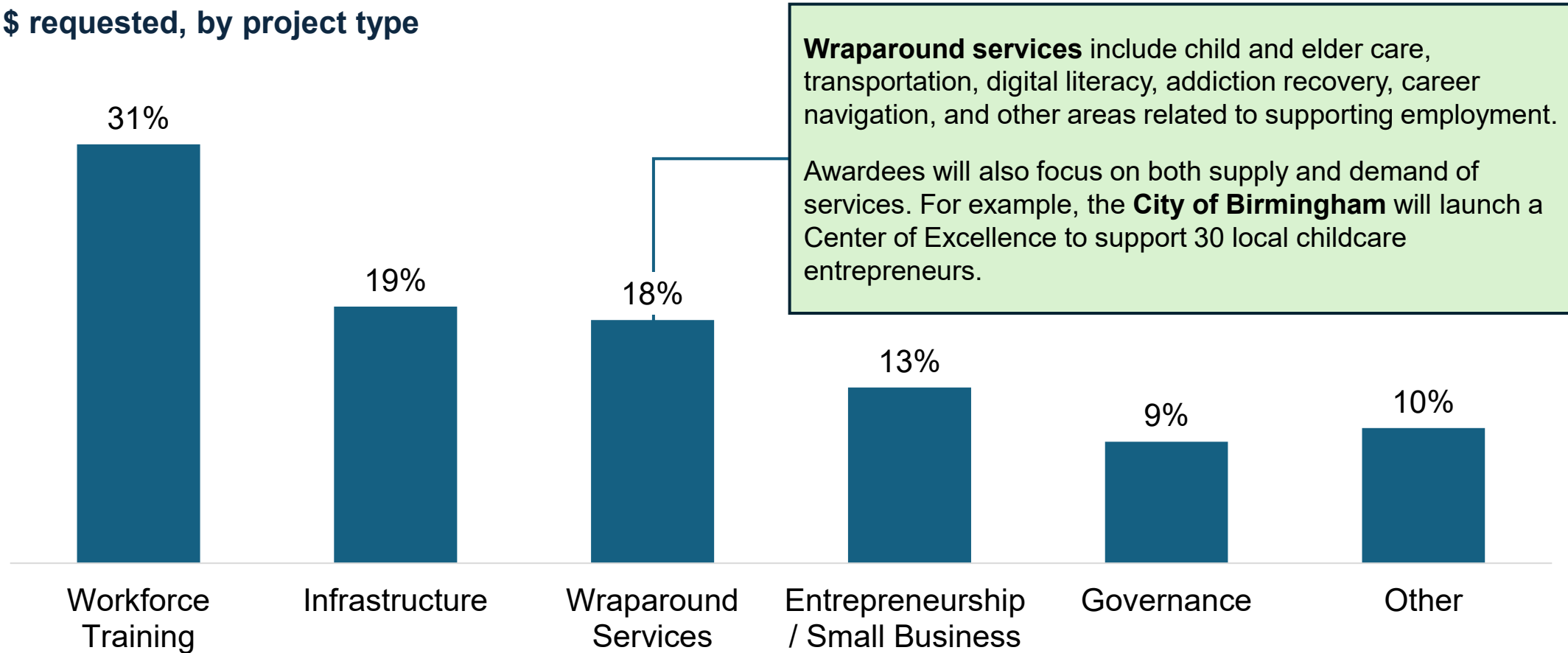
In Phase 2, EDA announced **6 Finalists for Implementation Awards (\$184 M).**

# Recompete Pilot Program Finalists and Awardees



# Awardees will receive funding for 5-8 individual projects each, comprising a multi-prong strategy

\$ requested, by project type





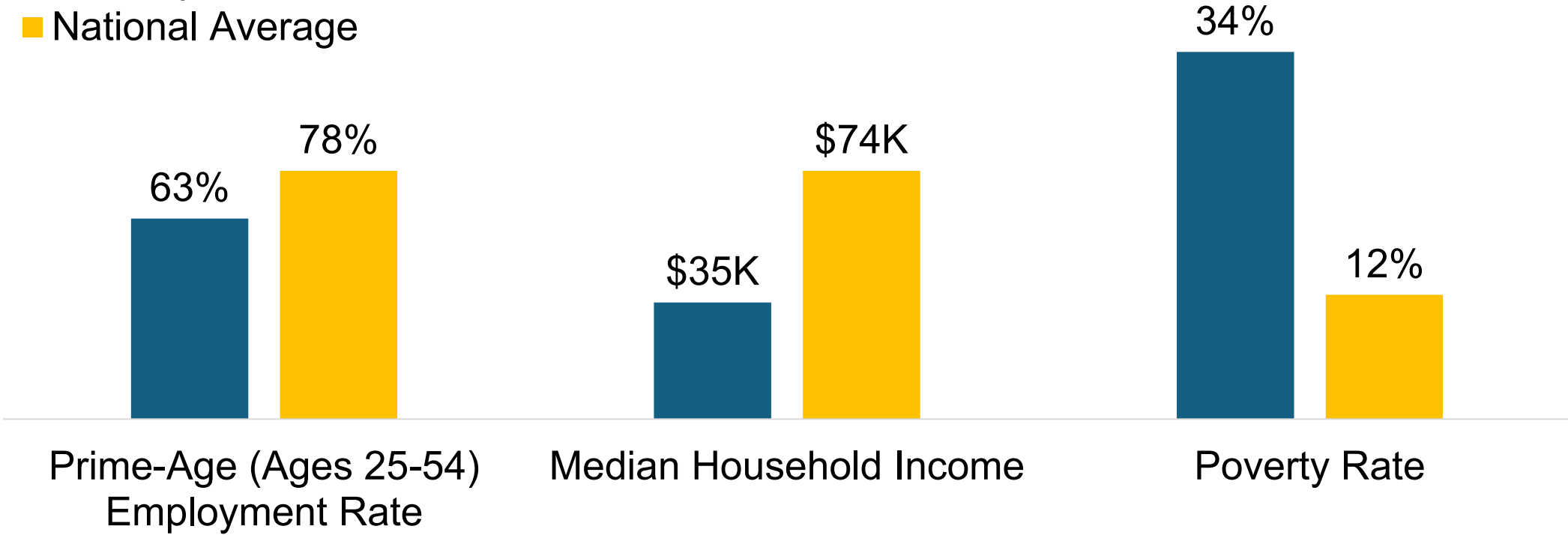
# By the Numbers: Awardee Service Area

Awardee Service Area	Service Area Demographics
<b>Allentown, Pennsylvania</b> <i>3 highly distressed neighborhoods, HSI partner</i>	14% Black / African American; 70% Hispanic / Latino; 0% Rural
<b>Birmingham, Alabama</b> <i>4 highly distressed neighborhoods, HBCU partner</i>	80% Black / African American; 2% Hispanic / Latino; 0% Rural
<b>San Juan, Puerto Rico</b> <i>Villa Prades neighborhood, HSI partner</i>	16% Black / African American; 99% Hispanic / Latino; 0% Rural
<b>Eastern Kentucky</b> <i>12 persistent poverty counties</i>	1% Black / African American; 1% Hispanic / Latino; 100% Rural
<b>N. Olympic Peninsula, Washington</b> <i>Clallam/Jefferson Counties + 5 Tribal Nations</i>	2 rural and remote counties, plus 5 Tribal Nations; 100% Rural Hoh, Makah, Jamestown S’Klallam, Lower Elwha Klallam, Quileute Tribes
<b>Wind River Indian Reservation + Fremont County, Wyoming</b> <i>2 Tribal Nations, Native American Non-Tribal Partner</i>	Majority Native American; serves 2 Tribal Nations; 100% Rural Eastern Shoshone and Northern Arapaho Tribes
<b>National Average</b>	12% Black / African American; 19% Hispanic / Latino; 14% Rural

Source: U.S. Census data analysis based on applicant service areas

# Phase 2 Awardees Represent Places with Significant Economic Distress

■ Recompete Awardees  
■ National Average



*\*Does not include data from awardees focused on Tribal communities due to data availability for these geographies.*

# Multiple Sources of Insight Informed Phase 2 Review

## April 25, 2024: Applications received from all 22 Finalists

- Together, Finalists submitted \$480 million in funding request across ~150 projects

## Applicant Engagement

- EDA had 2-hour site visits with each applicant
- Individualized follow-up questionnaires

## Independent Verification

- Interviews and reviews with subject matter experts across government, industry, policy, and practitioners
- Data analysis on regional economics

## Technical Review

- Legal, Engineering, and Compliance reviews to check viability of the proposed work

# 7 Evaluation Criteria

<b>Overall Vision &amp; Strategy</b>	Will the proposed strategy increase prime age employment, per capita wages, and overall long-term economic development?
<b>Equity</b>	Will the benefits of this investment be shared equitably, and does the overall effort reflect meaningful engagement with the communities it is intended to serve?
<b>Sustainable Partnerships &amp; Commitments</b>	Is the right set of regional partners meaningfully engaged? (e.g., targeted employers, labor and worker orgs, education and training systems, local gov't, and community-based orgs)
<b>Leadership &amp; Governance</b>	Is the leadership team – including the Recompete Plan Coordinator – strong, capable, qualified, and cohesive?
<b>Overall Impact &amp; Risk Mitigation</b>	Does the application identify clear outcomes and outputs, and is there confidence these will lead to improved prime age employment, per capita wages, and long-term economic development over time?
<b>Capability to Implement</b>	Are the applicant and sub-awardees/contractors/partners capable of implementing the proposed plan?
<b>Realistic Scope and Workplan</b>	Is the proposed scope and workplan realistic, simple, and executable, or does it risk being overly complicated (e.g., too many implementing organizations)?

# What Comes Next?

---

- **Finalist Debriefs (Aug-Sep):** EDA will conduct individual feedback debriefs with all Phase 2 applicant teams.
- **Finalist and Awardee Community of Practice (this fall):** EDA will launch optional technical assistance offerings for all Phase 2 applicant teams.\*
- **Grant Processing (now-October):** EDA will continue to finalize grant agreements with implementation awardees.
- **Awardee Site Visits (this fall):** Where scheduling permits, EDA will conduct in-field site visits to celebrate Awardee selections and kickoff awards.

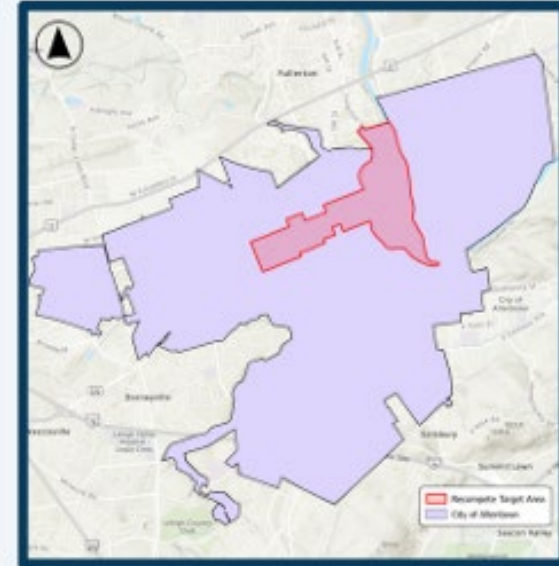
\*If EDA receives additional appropriations for the Recompete Pilot Program (authorized at \$1 billion, currently with \$200 million in appropriations), all Finalists will also automatically be considered for Phase 2 (i.e., implementation funding) within program constraints.

# Individual Deep Dives

# City of Allentown Recompete Plan (\$20M)

Lead: City of Allentown | Service Area: The Wards, Center City, Franklin Park neighborhoods (PA)

- Allentown, Pennsylvania receives ~\$20M to create 659 jobs for residents in Franklin Park, Center City, and the Wards, the city's three most distressed – and predominantly Black and Brown – neighborhoods.
- The Recompete Plan, developed with over 38 partners, will invest in expanded training programs, transit, supply of high-quality affordable childcare, and a network of community navigators.
- Together, these investments will connect these neighborhoods to jobs in the growing **healthcare and manufacturing sectors**.



Census Tracts: 4, 5, 9, 10, 18, 20

Population: 23,152

Latino/Hispanic: 70.7%

Median Household Income: \$43.0k

Per-capita Income: \$17.5k

US CENSUS ACS 5YR, 2022

# North Olympic Peninsula Recompete Plan (\$35M)

Lead: Clallam County | Service Area: Clallam/Jefferson Counties + 5 Tribes (WA)

- Washington State's North Olympic Peninsula receives ~\$35M to establish long-term, competitive timber and maritime industries within five Tribal Nations, Clallam County, and Jefferson County.
- The Recompete Plan will invest in workforce training, a Community Care Hub to provide wraparound support, manufacturing equipment, and a barge network to improve remote trade and transportation.
- Funding will also add economic development capacity to five Tribes: **Hoh, Makah, Jamestown S'Klallam, Lower Elwha Klallam, and Quileute.**



*Spread across 4,700 square miles of rugged, mountainous terrain and rocky coasts, this community has faced heavy job losses from the great decline of the forest products industry.*



# Oasis Expansion Recompete Plan (\$30M)

Lead: Platform for Social Impact (PSI) | Service Area: Villa Prades community, San Juan (PR)

- **San Juan, Puerto Rico receives ~\$30M to concentrate social services, workforce training, and an additional \$130M in public funding into the Villa Prades community to create 2,800 jobs.**
- The Recompete Plan will invest in an **integrated, multigenerational support model** to help working-age adults return to work.
- Projects include workforce training, child and elder care, coordinated wraparound services, small business supports, and social safety net reforms to address family economic mobility.

## Spotlight: Community Commitment

*PSI will work with 12+ public, private, and social sector partners to place unemployed adults into Good Jobs. This leverages over \$130 million in complementary investments, from:*

- *Department of the Family*
- *Department of Education*
- *Department of Housing*
- *Department of Economic Development and Commerce*
- *City of San Juan*

# Reinvest Birmingham (\$20M)

Lead: City of Birmingham | Service Area: N. Birmingham, Northside, Pratt, Smithfield neighborhoods (AL)

- **Birmingham, Alabama receives ~\$20M to drive 1,500 new employer-based job commitments into the historically Black and redlined neighborhoods of North Birmingham, Northside, Pratt, and Smithfield.**
- The Recompete Plan will invest in workforce training through a partnership with **HBCU Lawson State Community College and Salvation Army.**
- The funding also includes support for entrepreneurs facing disparities in training and capital access, improving transportation, and expanding accessible childcare through a Center of Excellence.

## Spotlight: Braiding funding

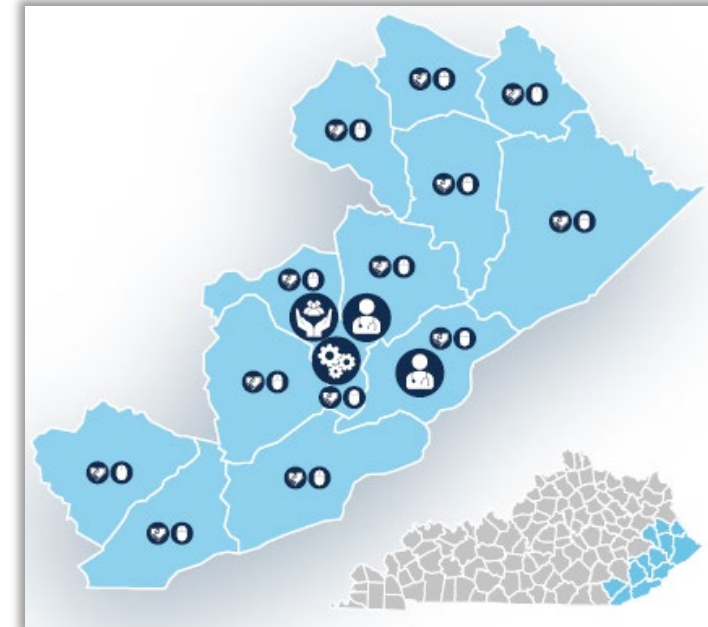
*Recompete projects – largely focused on soft programming for good jobs – will be implemented in tandem with a \$50 million HUD Choice Neighborhood grant to redevelop physical infrastructure in the same service area.*



# The Eastern Kentucky Runway Recompete Plan (\$40M)

*Lead: Shaping Our Appalachian Region | Service Area: 12 Persistent Poverty Counties (KY)*

- **Eastern Kentucky will receive ~\$40M to advance local industries, small business support, and job placements for people in recovery, former coal workers, and others in a twelve-county region.**
- The Recompete Plan will invest in a Workforce Training and Support Network, as well as specific support for those in recovery from substance abuse.
- Funding will also launch an **Appalachian Digital Career Academy** to grow employment in remote jobs, and two training centers to expand pathways to **higher-paying healthcare careers.**



*This region has the lowest prime-age employment rate of all Recompete awardees (where data are available). On average, nearly 1 in 2 working age adults are unemployed.*

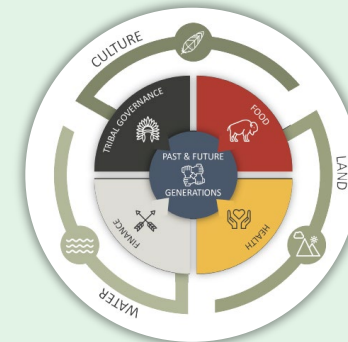
# Wind River Indigenous-based Economic Reconnect Plan (\$36M)

Lead: Wind River Development Fund | Service Area: Wind River Indian Reservation and Fremont County (WY)

- **Wind River Reservation, Wyoming will receive ~\$36M to ensure the \$800M+ of economic activity in nearby Yellowstone National Park benefits the Eastern Shoshone and Northern Arapaho Tribes.**
- The Reconnect Plan will invest in facilities and programming for ecotourism and cultural preservation, workforce development, indigenous agriculture, health care expansion, and land sovereignty.
- Investments aim to **jumpstart business growth** and combat the effects of persistent poverty, restricted tribal assets, and the remote geography.

## Spotlight: Locally-driven

*The Reconnect Plan was grounded in a coalition-wide Indigenous Sovereignty Framework, which focuses on building a path for Indigenous people to reclaim their sovereignty through an economy based on their cultural values.*



# Appendix

# By the Numbers: Awardee Breakdown

\*=Compared to national average

Awardee	Prime-Age Employment (PAEG)	Median Household Income	Poverty Rate	Service Area Demographics
<b>Allentown, Pennsylvania</b> <i>3 highly distressed neighborhoods</i>	66%; (12.1 PAEG)*	\$39.6K (53%)*	34% (309%)*	14% Black / African American; 70% Hispanic / Latino; 0% Rural
<b>Birmingham, Alabama</b> <i>4 highly distressed neighborhoods</i>	67%; (11.8 PAEG)*	\$40.5K (54%)*	27% (245%)*	80% Black / African American; 2% Hispanic / Latino; 0% Rural
<b>San Juan, Puerto Rico</b> <i>Villa Prades neighborhood</i>	64%; (14.6 PAEG)*	\$23.2K (31%)*	47% (427%)*	16% Black / African American; 99% Hispanic / Latino; 0% Rural
<b>Eastern Kentucky</b> <i>12 persistent poverty counties</i>	55%; (23.3 PAEG)*	\$35.9K (48%)*	28% (255%)*	1% Black / African American; 1% Hispanic / Latino; 100% Rural
<b>N. Olympic Peninsula, Washington</b> <i>Clallam/Jefferson Counties + 5 Tribes</i>	*Does not include data from awardees focused on Tribal communities due to data availability for these geographies. Note that the national poverty rate for Tribal communities is 29%.			2 rural and remote counties, plus 5 Tribal nations; 100% Rural
<b>Wind River Indian Reservation and Fremont County, Wyoming</b> <i>2 Tribes (Eastern Shoshone and Northern Arapaho)</i>				Majority Native American; serves 2 Tribal Nations; 100% Rural
<b>National Average</b>	78%	\$74.5K	11%	12% Black / African American; 19% Hispanic / Latino; 14% Rural

Source: Census data analysis based on applicant service areas



# Awardee Themes

---

**Concrete and specific commitments:** Together, the six awardees collectively submitted more than 300 community commitments, including approximately **\$350 million in complementary investments** to fulfill their visions.

- These commitments came in various forms including cash, leveraged public investment, and local and state-level policy changes to support Recompete goals, among others.

**Clear path to impact:** Awardees drove confidence in not just their overarching vision, but their ability to deliver on it.

- Compared to Phase 1, which focused heavily on concept and early partnerships, Phase 2 awardees distinguished themselves on the likelihood of success – whether demonstrated through the quality strategies, strength of partnerships and commitments, implementing experience, or other factors.

**Targeted, place-based strategies:** Each Awardee brought forward a set of projects that clearly reflected local needs, assets, and a cohesive strategy to address prime-age employment.

# Program designed for distressed communities

- **A focus on “leverage” and not “match”:** While many federal funding programs require applicants to submit a certain threshold of “matching” funds, Recompete eliminated this as a requirement to apply, allowing Finalists to bring in new, often hard-to-reach partners. Instead, Finalists were asked to demonstrate “Community Commitments” from local organizations necessary to ensure the success of each plan.
- **Wide range of fundable activities:** Avoiding a “one size fits all” approach to project design encouraged applicants to bring forward proposals that best matched their unique local context. Equally critical, it allowed communities to request funding for activities that they would generally need to divide up across different agencies, funding opportunities, and rules.
- **Size of the grants:** The average Recompete awardee in Phase 2 will receive between \$20 to 40 million in funding each. To address deep economic distress, we anticipated communities would bring bold visions to the table and that these visions would require significant funding.

## ***As a result...***

***Over 50% of Phase 1 applicants had never applied to EDA before***

***15 of the 22 Finalists were new-to-EDA entities***

***4 of the 6 awardees are led by organizations that are first-time EDA grantees***